

# PROFESSIONAL STAGE & STUDIO EQUIPMENT



[www.fortlamps.ru](http://www.fortlamps.ru) +7495 749 66 09 [info@fortlamps.ru](mailto:info@fortlamps.ru)

**KUPO**<sup>®</sup>

# PROFESSIONAL STAGE & STUDIO EQUIPMENT PROVIDER

## WHO WE ARE

KUPO is one of the leading hardware solutions providers in the entertainment industry. We design, manufacture and distribute sophisticated products, including lighting and camera support, power connection, gear protection case, shopfitting display, lifting equipment and control systems.

For more than four decades, KUPO has established a well-recognized reputation for quality and innovation. Our customers are around the globe who work behind the scenes as the photographer, video and cine image-provider, theatre, concert hall, touring crews, and lighting designers. KUPO has forged its own path to the world by crafting innovative tools with unparalleled quality, sought after and shaped by industry professionals worldwide. To meet these professionals' needs, we offer numerous patent products including quick release and locking C-stand, multi direction easy storage Click Stand, auto self-locking Wind-up stand, lever lock and release device for Kupole, anti-slip rosettes friction disc of Max Arms, quick action Telescopic Hanger and the list goes on. All KUPO products have been painstakingly machined so you know you can count on their incredible strength and durability in harsh production environments. They are so durable, in fact, that they create a history of their own through their many years of service. Moreover its reliability is credited for certificates such as TUV-GS, CE, UL and CUL for several electrical products and the most popular Wind-up stand, Clamps, Couplers and Safety Wire.

## OUR DRIVING FORCE

Our commitment to improvement is constant, we dedicate ourselves in creating Humanism, Quality, Invention and Safety to our people (both employee and customer), and our environment also to the booming content creation market. To those who work behind the scenes and stages, we consider you, the content creator, a partner, integral to our innovative process. We greatly value your experience and listen carefully to both your needs and desires, which inspires us to create better tools to empower your professionals to capture and share exceptional content. Enjoy your ride with us, when it comes to helping you achieve your vision dream with KUPO equipment,

**WE LIKE TO SAY AT KUPO:  
*NEVER LET GO***



**YOUTUBE  
KUPO FACTORY  
INTRODUCTION VIDEO**

# HARDWARE SOLUTION INDEX

Safety Wire .....	41 - 45
Half Coupler .....	46 - 47
Slim Half Coupler .....	48 - 49
Burger Coupler .....	50 - 51
Coupler w/ Stainless Steel Parts .....	52 - 53
Handcuff Coupler .....	54 - 55
Slim Handcuff Coupler .....	56 - 57
Nugget Coupler .....	58 - 59
Arch Coupler .....	60 - 61
Mighty Coupler .....	62 - 63
Slim Mighty Coupler .....	64 - 65
Mighty & Slim Mighty Handcuff Coupler .....	66 - 67
Studio Clamp .....	68 - 69
Universal TV Quick Receiver & Adapters .....	70
Super Convi Clamp .....	71 - 73
Super Convi Clamp Adapters .....	74 - 77
Adapters .....	78 - 79
Arm Coupler .....	80
Pipe-to-pipe Coupler .....	81
Wingnut Multi-spanner .....	82 - 83
Display Coupler .....	84
Side Arms .....	85
Strut Channel & Adapter .....	86
Universal Light Track Coupler & Projector Mount .....	87
VESA Monitor Mount .....	88 - 89
VESA Screen Truss Mount .....	90
Universal TV Tilt Truss & Stand Mount .....	91
Mini Coupler .....	92 - 93
Truss Coupler .....	94
Telescopic Hangers .....	95
Lightweight Telescopic Hanger .....	96
Quick Action Pipe Clamp & Side Arm .....	97
Stage Clamps .....	98 - 104
Adapters .....	105
Pipe Clamp .....	106 - 108

AL-MG Alloy Pipe Clamp .....	109 - 112
Boom Base & Pipe .....	113
Lighting Stand .....	114 - 122
Lighting Stand Accessories .....	123
Sand Bags .....	124
Wrap & Go Shot Bag .....	125
X-Bone .....	126
Folding Stage .....	127
Screws & Nuts .....	128 - 130
T12 Lamp Tube Mount .....	131 - 132
Fiberglass Step Ladder .....	133



# Content

KUPO manufactures a wide range of hardware products including clamps, couplers, convi clamps, safety wire, and stands. These products provide secure solutions for rigging lighting fixtures on trusses or setting up on the ground. Our TUV-certified couplers and clamps offer reliable performance, while our CE & BGV-C1 compliant safety wire acts as an additional safety measure. One of our notable products is the TUV-certified wind-up stand, featuring a patented self-locking mechanism for easy and effortless lifting of lighting fixtures or light truss structures with just one hand.

Come and join us on [www.stage.com.tw](http://www.stage.com.tw)

According to BGV-C1 and VBG regulations, safety wire is indeed a crucial component as a secondary safety-device for retaining equipment and preventing unexpected accidents or damage, especially these equipment are used over people or crowd. KUPO safety wires are specifically designed for this purpose. They are made of galvanized steel wire cable classes 7x7 and 7x19, which meets EN 12385-4 standards with a strength of 1960 N/mm<sup>2</sup>, offer a reliable and robust solution for equipment retention and accident prevention.

**ATTENTION:** Our safety wires are for securing static equipment only, not for hoisting. Please consider our RIGPRO series for hoisting purposes.



These series of safety wires are manufactured in accordance with the DIN 56927 standard. The wire rope meets the EN 12385-4 standards and has a strength of 1960 N/mm<sup>2</sup>. Quick connection links used are compliant with DIN 56927, while rope termination adheres to EN13411 for thimbles (Part 1) and ferrules-securing (Part 3). Each wire comes with an aluminum tag marked by us, containing laser-engraved information such as the year of manufacturing, wire diameter, and working load limit.



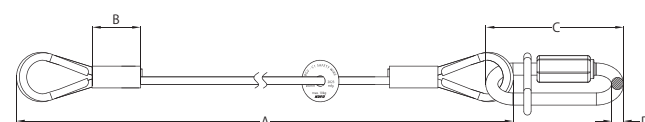
One end of wire rope is caught by a small steel ring to stay with quick link.



Thimble at both end.



Laser-engraved information.



**SW-E01 / SW-E01B**  
10kg BGV-C1 Safety Wire (Silver/ Black)  
Ø 3mm, 7 x 19 wire

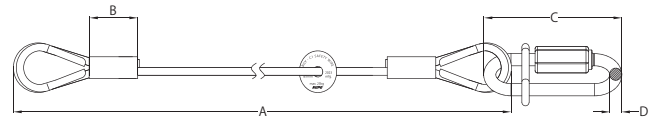
WLL [kg]	A [cm]	B [mm]	C [mm]	D [mm]
10	60	16	63	Ø5



**SW-E03 / SW-E03B**  
 25kg BGV-C1 Safety Wire (Silver/ Black)  
 Ø 5mm, 7 x 19 wire



One end of wire rope is caught by a small steel ring to stay with quick link. Thimble at both end. Laser-engraved information.



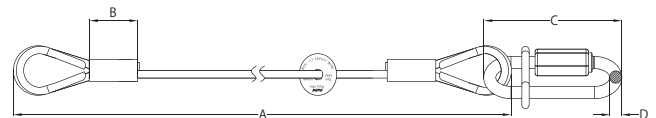
WLL [kg]	A [cm]	B [mm]	C [mm]	D [mm]
25	60	28	83	Ø9



**SW-E05 / SW-E05B**  
 15kg BGV-C1 Safety Wire (Silver/ Black)  
 Ø 4mm, 7 x 19 wire



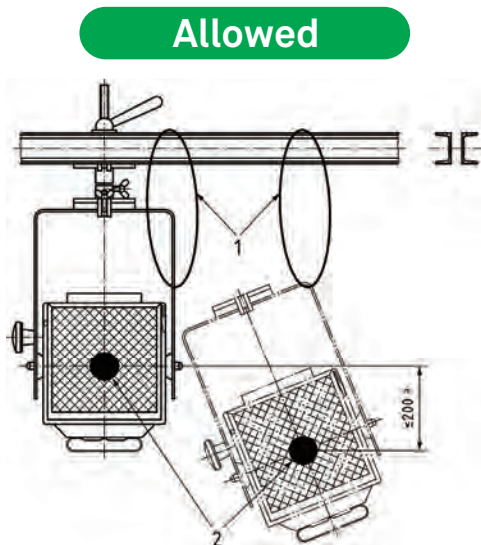
One end of wire rope is caught by a small steel ring to stay with quick link. Thimble at both end. Laser-engraved information.



WLL [kg]	A [cm]	B [mm]	C [mm]	D [mm]
15	60	24	74	Ø6

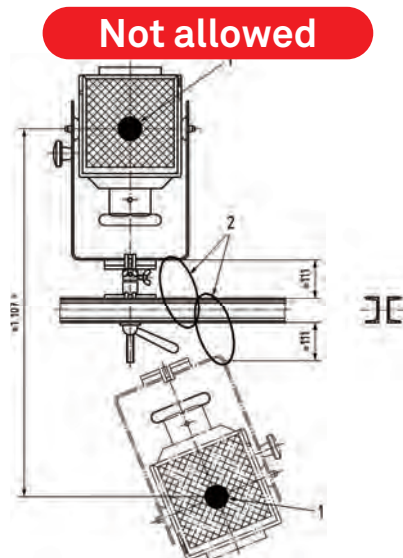
According to DIN 56927 regulation, the safety wire must effectively restrain the lighting fixture, ensuring it does not drop more than a distance of 0.2m

Dimension in mm



- 1.Safety Wire
- 2.Center of Gravity Drop Height

Case of Hanging-mounted light 😊



- 1.Safety Wire
- 2.Center of Gravity Drop Height

Case of Standing-mounted light 😞

This safety wire is built with stainless steel hook and wire rope, and terminated with aluminum ferrule. With its rusty-free feature, it is an ideal choice for outdoor application.

**RUST FREE**



Stainless hook & wire rope.



Aluminum ferrule terminates the wire.



WLL [kg]	A [cm]	B [mm]	C [mm]	D [mm]
10	75	60	5.8	7.8

**SW-01ST** Ø 3.2mm, 7 x 19 wire (Stainless steel wire)



Steel snap hook with eyelet.



Aluminum ferrule terminates the wire.



WLL [kg]	A [cm]	B [mm]	C [mm]	D [mm]
10	75	60	5.8	7.8

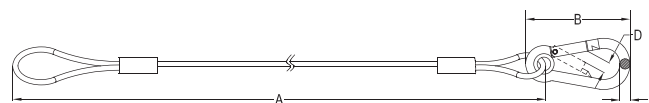
**SW-01 / SW-01-B** Ø 3.2 mm, 7 x 19 wire



Steel snap hook with eyelet.



Aluminum ferrule terminates the wire.



WLL [kg]	A [cm]	B [mm]	C [mm]	D [mm]
5	70	50	4.8	7.0

**SW-02** Ø 2.0 mm, 7 x 7 wire, Ø 3.0 mm (with PVC jacket)

RUST FREE



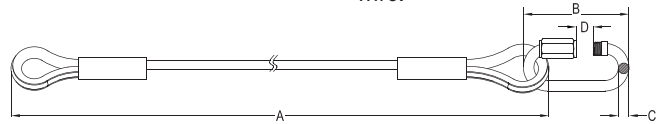
**SW-03ST** Ø 4.8 mm, 7 x 19 wire (Stainless steel wire)



Stainless hook & wire rope.



Aluminum ferrule with stainless steel thimble terminates the wire.



WLL [kg]	A [cm]	B [mm]	C [mm]	D [mm]
50	100	60	5.8	9.7



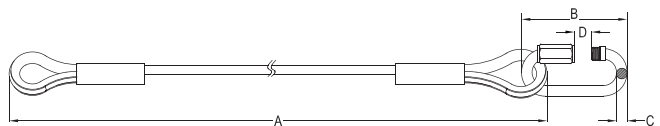
**SW-03 / SW-03-B** Ø 4.8 mm, 7 x 19 wire



Steel screw lock quick link.



Aluminum ferrule with steel thimble terminates the wire.



WLL [kg]	A [cm]	B [mm]	C [mm]	D [mm]
50	100	60	5.8	9.7



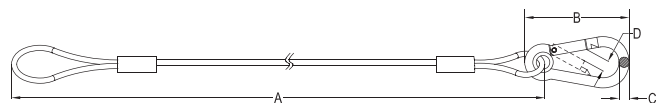
**SW-04** Ø 3.2 mm, 7 x 19 wire, Ø 4.5 mm (with PVC jacket)



Steel snap hook with eyelet.



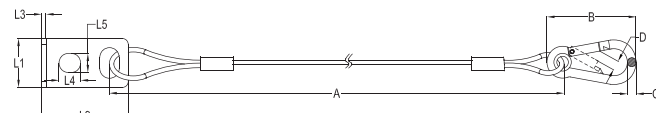
Aluminum ferrule terminates the wire with PVC covered.



WLL [kg]	A [cm]	B [mm]	C [mm]	D [mm]
10	75	60	5.8	7.8



Kupo extends the application of safety wire by adding a yoke plate on SW-01 safety wire. By fastening the plate to the yoke of lighting fixture, it offers an easier management for safety wire as the fixing point is just that clear. With this design, the safety bond won't get lost any more as it is firmly attached to the yoke. A simple and clever accessory to the fixtures.



**SW-01YP** Safety Wire w/ Yoke Plate

Ø 3.2 mm, 7 x 19 wire, SW-01 with yoke fixing plate

WLL [kg]	L1 [mm]	L2 [mm]	L3 [mm]	L4/5 [mm]	A [cm]
10	32	58	3	14.5 15.5	75

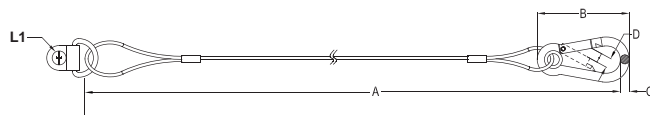
Unique design to add safety to the accessories in front of lighting fixture. Black finish makes it low-keyed against luminary. Dia. 2mm wire and overall 60cm length provides the maximum utility.



with half top hat



with color frame on S4 Jr.



**SW-ACC**

Safety Wire for Lighting Control Accessories

Ø 2.0 mm, 7 x 7 wire, with M4 fixing hole on D-ring

WLL [kg]	A [cm]	B [mm]	C [mm]	D/L1 [mm]
5	60	50	4.8	7.0 M4

Quality assurance is paramount for our safety wire. We utilize top-grade industrial steel and employ calibrated falling and tension machines to ensure consistent quality in every batch.



Lightweight & low profile KUPO professional couplers are constructed from high tensile aluminum extrusion and have been developed for installations where load capacities of up to 500kg are required. The KUPO professional couplers combine strength and durability with a high degree of safety. The couplers are designed to fit tubes with diameter between 48mm-51mm. Some have been tested and certified with TUV approval for a safe working load of 500kg. The standard finish is polished. Custom color or logo is upon request.



"CAPTIVE", on top of thread bolt to avoid wing nut falling off the clamp in the air.

Kupo half type coupler (KCP-831) is approved by TUV Product Service listed with a working load limit at 500 kg.

Constructed from a high tensile-strength 6061 aluminum-extrusion.

Designed for safe connection in trussing system.

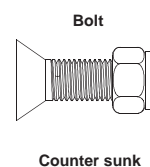
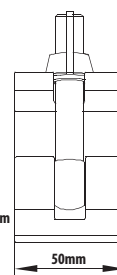
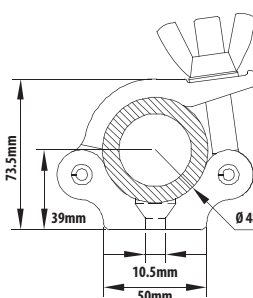
Standard in polish finished. Black is available to specify order.

Attach securely to tube with outside Dia.48-51 mm.

Nylon lock nut & bolt.

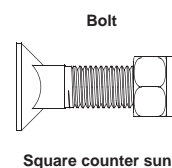
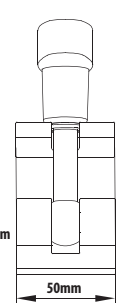
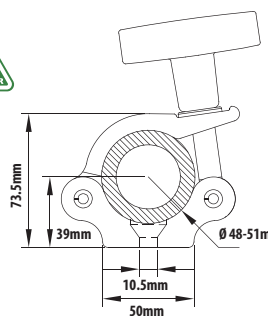


YOUTUBE  
TUV CERTIFIED  
CLAMP & COUPLER



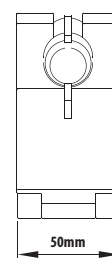
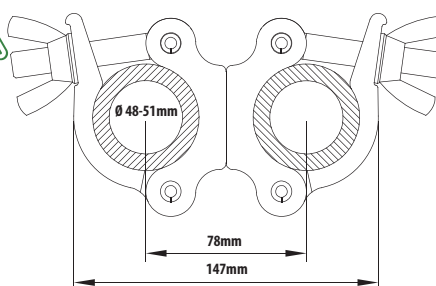
**KCP-831 / KCP-831B** Half Coupler

W 0.52kg ↓ 500kg Bolt M10 x 35mm



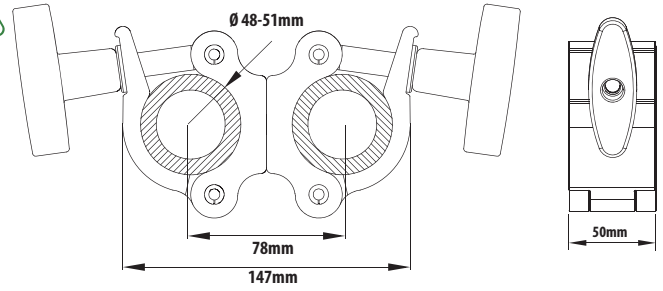
**KCP-831-T / KCP-831B-T** T-Handle Half Coupler

W 0.58kg ↓ 500kg Bolt M10 x 40mm



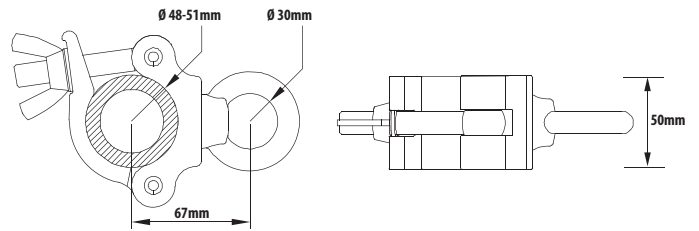
**KCP-832 / KCP-832B** Swivel Coupler

W 1.0kg ↓ 300kg



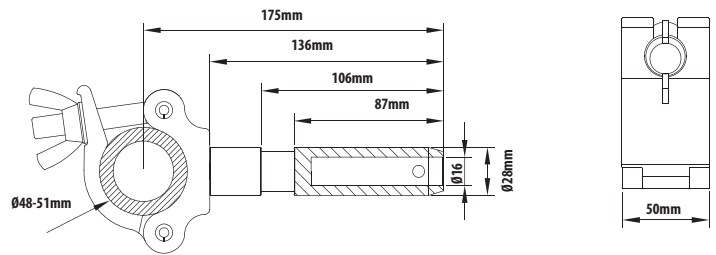
**KCP-832-L / KCP-832B-L** Swivel Couper with T handle

W 1.1kg Working Load Limit 300kg



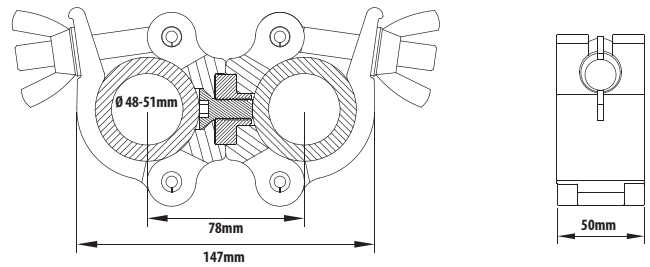
**KCP-833 / KCP-833B** Eye Ring Coupler

W 0.65kg Working Load Limit 340kg M12 Eye Ring



**KCP-834 / KCP-834B** 28mm Spigot Coupler

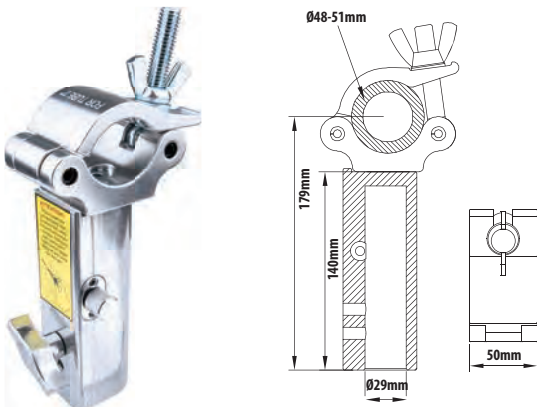
W 0.7kg Working Load Limit 200kg



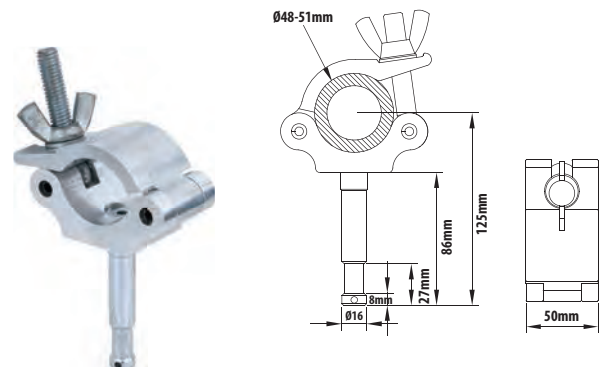
**KCP-873 / KCP-873B** 45-Degree Coupler

\*Fix in every 45 degree with hex tool.

W 1.04kg Working Load Limit 500kg



**KCP-874** Half Quick TV Coupler W 1.16kg Working Load Limit 100kg



**KCP-836** 16mm Stud Coupler W 0.6kg Working Load Limit 100kg

Constructed from high tensile 6061-T6 aluminum and carries the same features as half coupler, but comes in just 30mm wide for better rigging utility. Slim half coupler has been TUV approved and certified with WLL 300kgs.



"CAPTIVE", on top of thread bolt to avoid wing nut falling off the clamp in the air.

Fabricated of 6061-T6 high tensile aluminum extrusion for greatest durability.

TUV approval with WLL 300kgs.

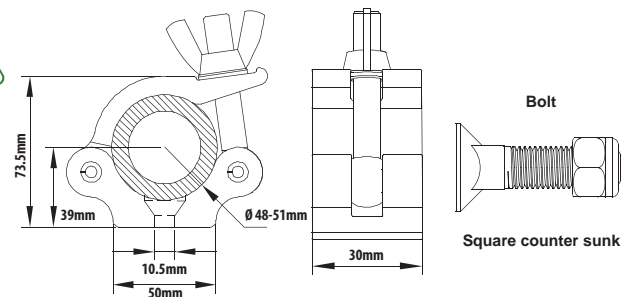
Available in polished or black finish.

Nylon lock nut & bolt.

Feasible for tube diameter 48-51mm.

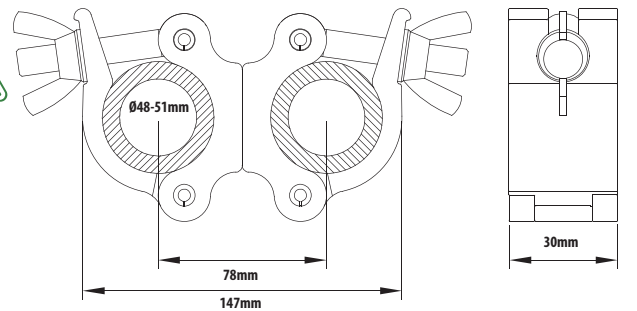


YOUTUBE  
TUV CERTIFIED  
CLAMP & COUPLER



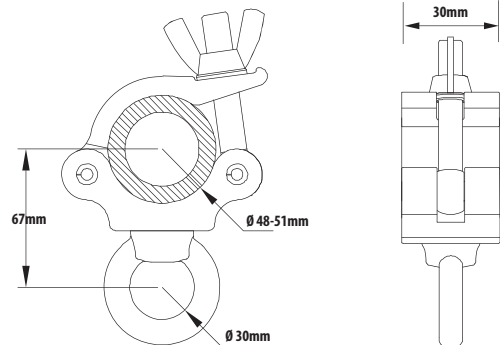
KCP-830 / KCP-830B Slim Type Half Coupler

W 0.3kg ↓ 230kg Bolt M10 x 40mm



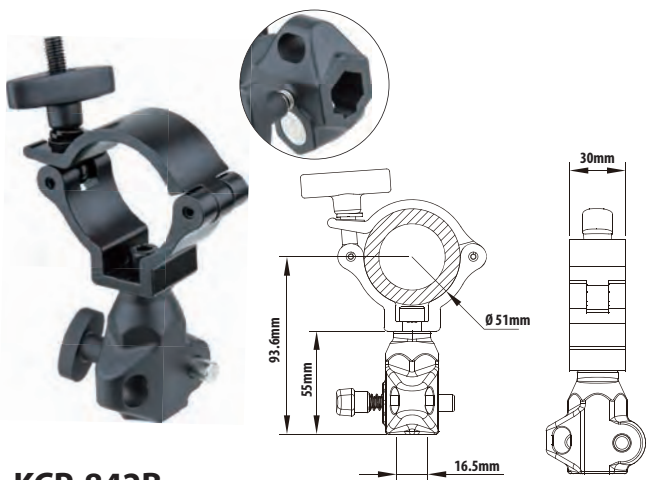
KCP-820 / KCP-820B Slim Type Swivel Coupler

W 0.7kg ↓ 180kg



KCP-823 / KCP-823B Slim Type Eye Ring Coupler

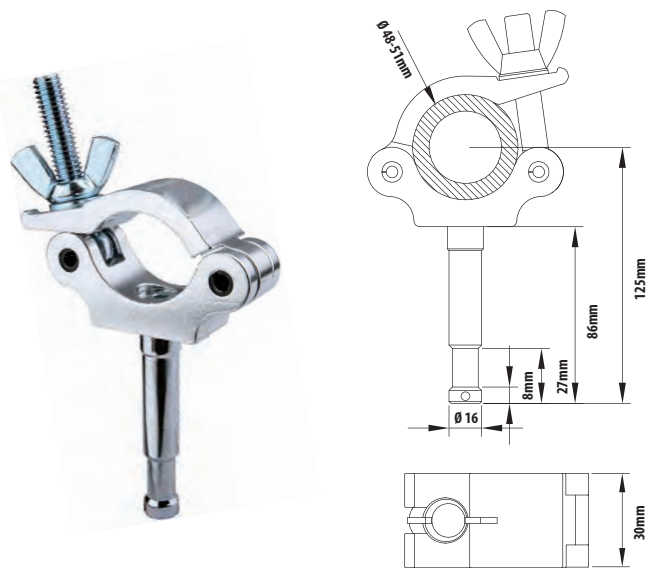
W 0.5kg ↓ 230kg



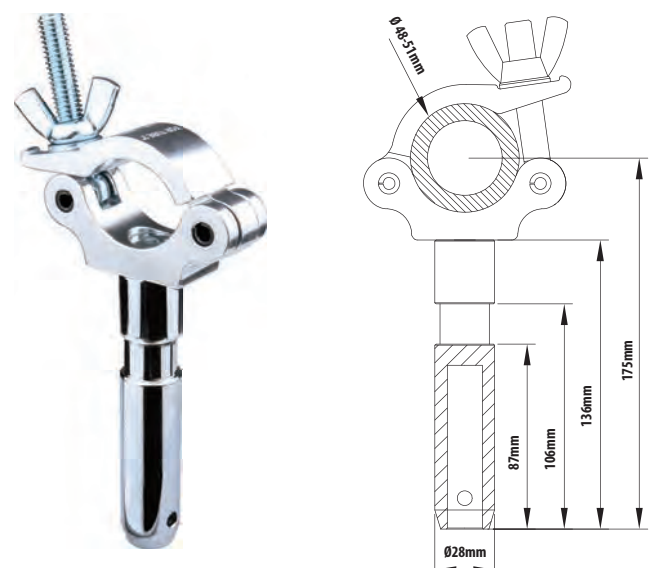
**KCP-842B**  
Burger Coupler 16mm Socket **W** 0.46kg **↓** 50kg



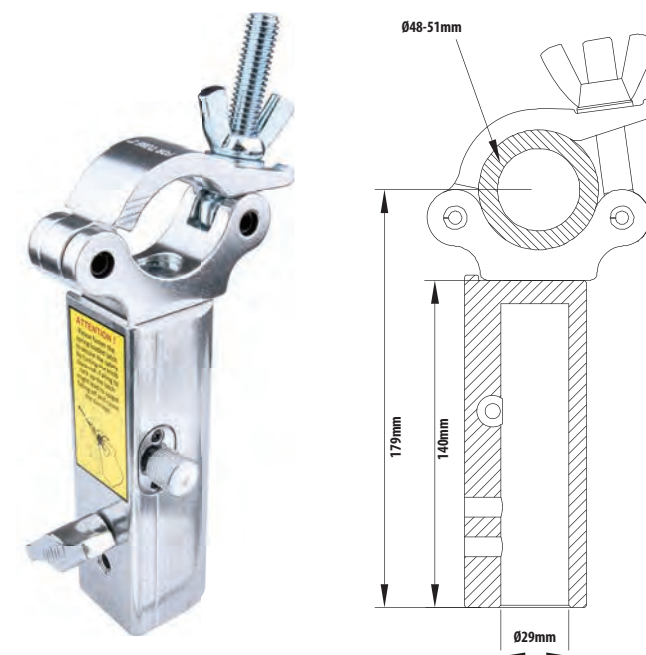
**KCP-830PRM**  
2" Half Coupler for Skypanel PSU Mounting **W** 370g  
Aluminum made coupler for 2" comes with a CNC aluminum plate which allows Arri PSU Rail Mount Adapter to be effortlessly slid on. A great mounting solution for supporting the power supply unit on any 2" tube.



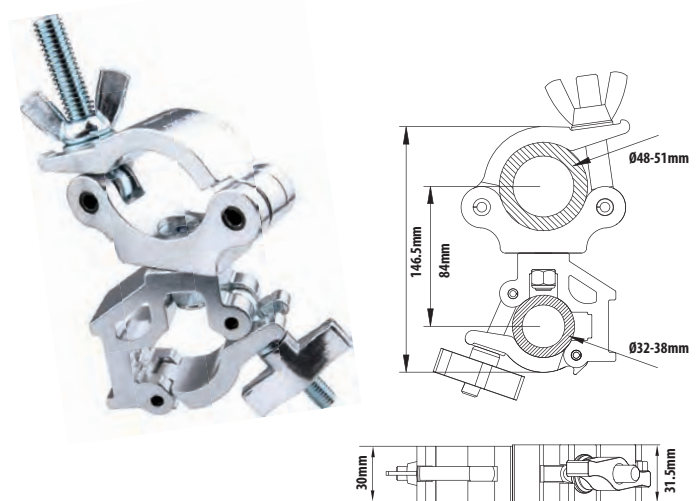
**KCP-826**  
Slim Type 16mm Stud Coupler **W** 0.44kg **↓** 100kg



**KCP-824**  
Slim Type 28mm Spigot Coupler **W** 0.79kg **↓** 200kg



**KCP-875**  
Slim Type Quick TV Coupler **W** 0.96kg **↓** 100kg



**KCP-868**  
Slim Type Swivel Coupler for 2" to 1.25"-1.5" **W** 0.58kg **↓** 120kg

Burger coupler is made from high tensile aluminium extrusion. The slim profile makes it an ideal alternative option for rigging light weight fixture. T-shape handle provides comfortable utility to user. TUV certified and rated WLL 75KG.



Solid T handle provides comfort operation with bare hand.

Fabricated of 6061-T6 high tensile aluminum extrusion for greatest durability.

TUV approval with WLL 75kgs.

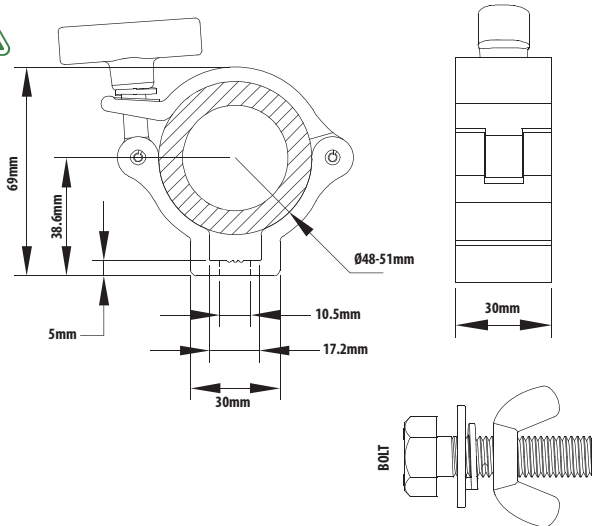
Available in polished or black finish.

M10 bolt and wing nut.

Feasible for tube diameter 48-51mm.

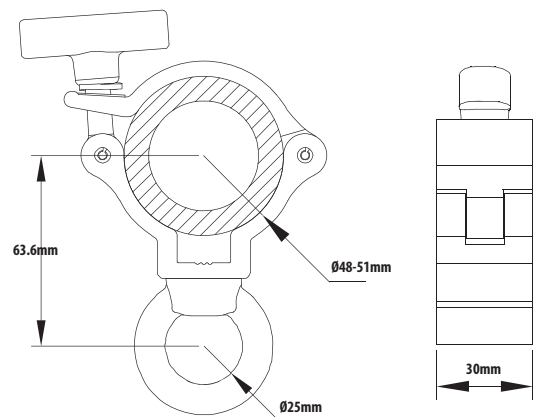


YOUTUBE  
TUV CERTIFIED  
CLAMP & COUPLER



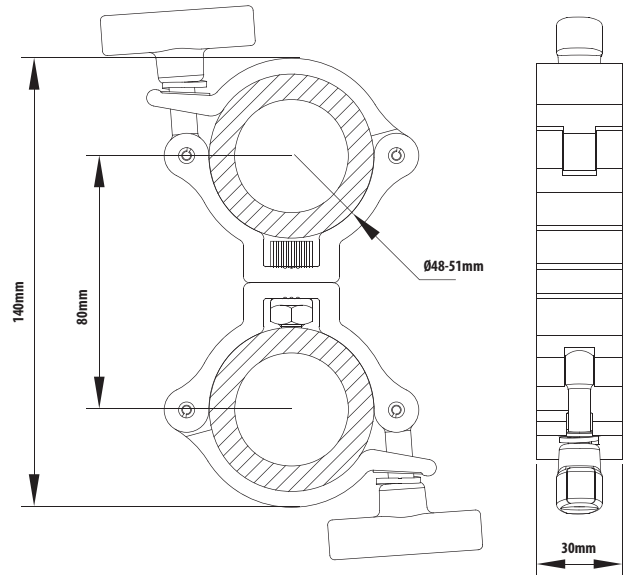
KCP-901 / KCP-901B Burger Coupler

W 0.20kg ↓ 200kg ⚙ M10 x 35mm



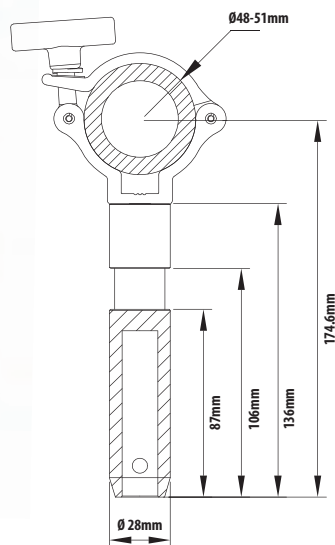
KCP-903 / KCP-903B Eye Ring Burger Coupler

W 0.24kg ↓ 200kg



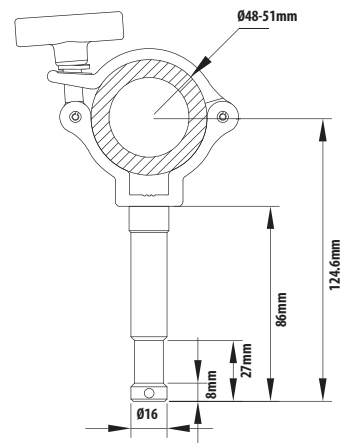
**KCP-902 / KCP-902B** Burger Swivel Coupler

W 0.3kg    Working Load Limit 190kg



**KCP-904**  
Burger 28mm Spigot Coupler

W 0.61kg    Working Load Limit 75kg




**KCP-906**  
Burger 16mm Stud Coupler

W 0.26kg    Working Load Limit 75kg

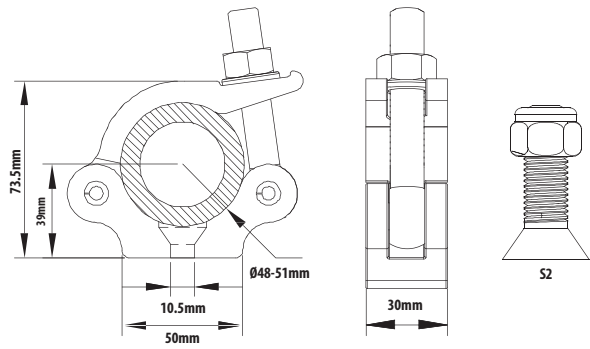
KUPO has been known for full range of quality couplers with TUV certified. In addition to classic range and black series, here are three newcomers for diverse selection. New ones are aluminium-extruded main structure built up with stainless steel parts; great for outdoors application or where rust-free is required or chemical exposure is concerned. Available with slim half type (KCP-830ST), half type (KCP-831ST) and swivel type (KCP-832ST).



Except for the aluminum-extruded main frame, the following parts in this range are supplied with stainless steel.

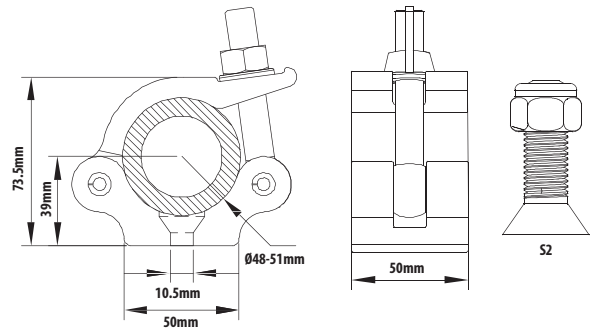






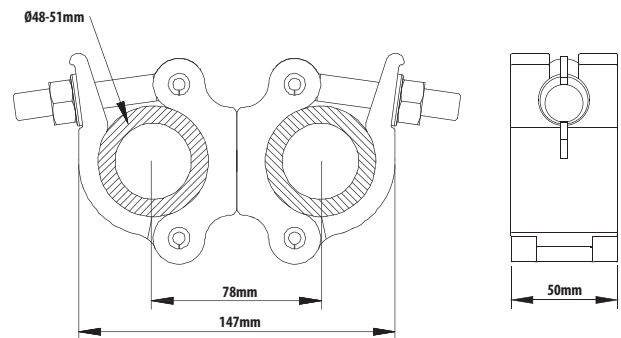
**KCP-830ST** Slim Type Half Coupler

W 0.3kg    Working Load Limit 300kg    Bolt M10 x 35mm, Counter Sunk



**KCP-831ST** Half Coupler

W 0.52kg    Working Load Limit 500kg    Bolt M10 x 35mm, Counter Sunk



**KCP-832ST** Swivel Coupler

W 1.0kg    Working Load Limit 260kg

Handcuff Clamp is constructed from high tensile 6061 aluminum extrusion. It is one of the most popular rigging hardware in the industry. Thanks to triggering mechanical design, this clamp is made to help the person rig heavy luminaries with less effort and saving much working time. TUV certified for both standard and slim profiles. Work safely.



"CAPTIVE", on top of thread bolt to avoid wing nut falling off the clamp in the air.



Save time and effort in rigging fixture.

TUV certified Standard type for WLL 200 kgs Slim type for WLL 100 kgs.

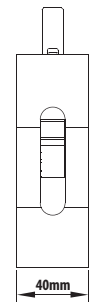
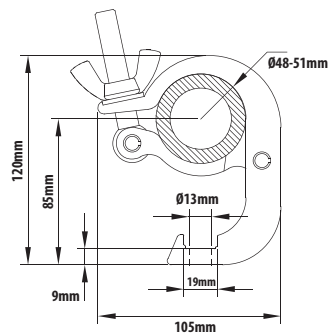
Polish and black finish are available.

Design for Dia 48-51 mm tube system.

Double level's counter sunk for M10 or M12 hex. head bolt.

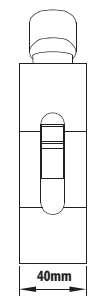
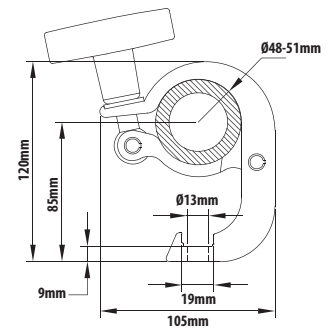


YOUTUBE  
TUV CERTIFIED  
CLAMP & COUPLER



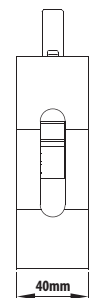
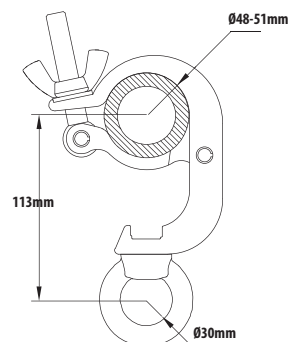
**KCP-838 / KCP-838B** Handcuff Coupler

W 0.65kg Working Load Limit 200kg Bolt M12 x 38mm



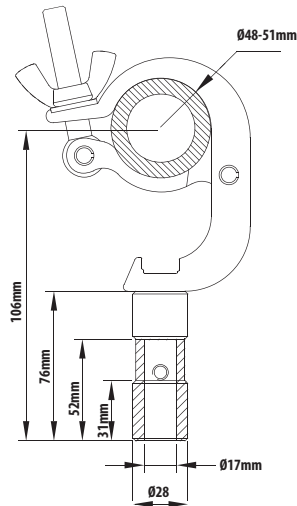
**KCP-838-T / KCP-838B-T** T-Handle Handcuff Coupler

W 0.85kg Working Load Limit 200kg Bolt M12 x 38mm



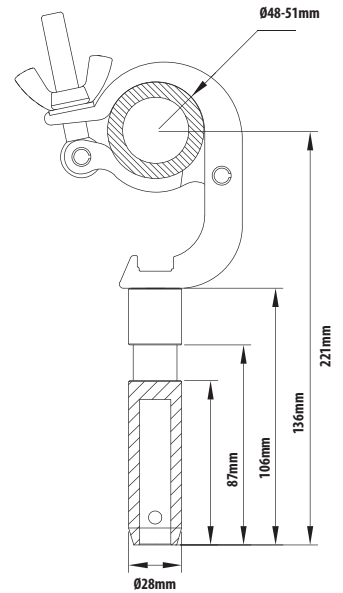
**KCP-843 / KCP-843B** Handcuff Eye Ring Coupler

W 0.69kg Working Load Limit 200kg



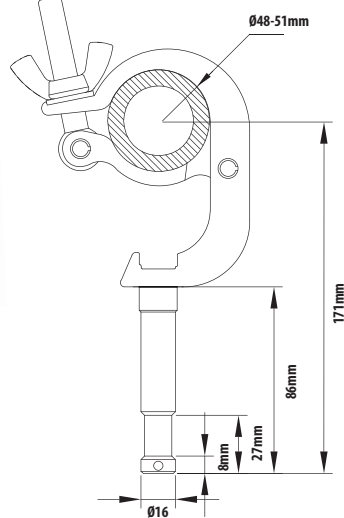
**KCP-839**  
Handcuff TVMP Coupler

W 0.69kg ↓ 200kg



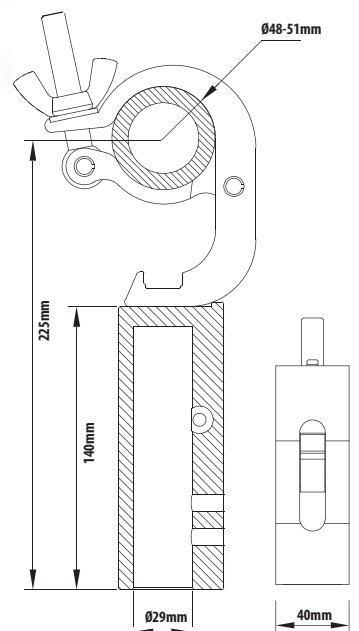
**KCP-848**  
Handcuff 28mm Spigot Coupler

W 0.98kg ↓ 200kg



**KCP-849**  
Handcuff 16mm Stud Couple

W 0.63kg ↓ 100kg



**KCP-840**  
Handcuff Quick TV Coupler

W 1.05kg ↓ 100kg

This is the slim profile of handcuff coupler, with the same great features but in just 25mm wide. It comes with M10 bolt and nut. The slim handcuff coupler has been TUV approval and certified with WLL 100kgs.



"CAPTIVE", on top of thread bolt to avoid wing nut falling off the clamp in the air.

Save time and take less effort for rigging luminaire.

TUV approval with WLL 100kgs.

Fabricated of 6061-T6 high tensile aluminum extrusion for greatest durability.

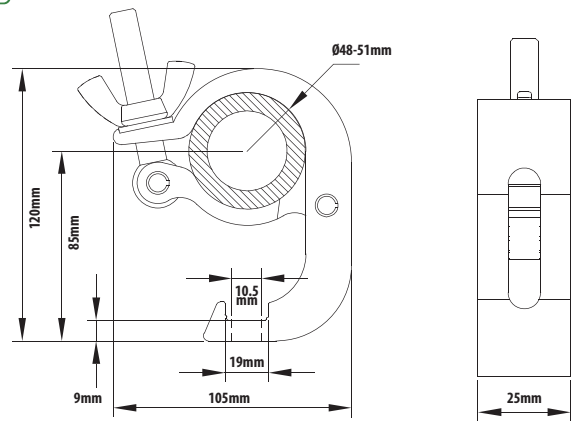
Available in polished or black finish.

Design for Dia 48-51 mm tube system.

Double level's counter sunk for M10 hex. head bolt.

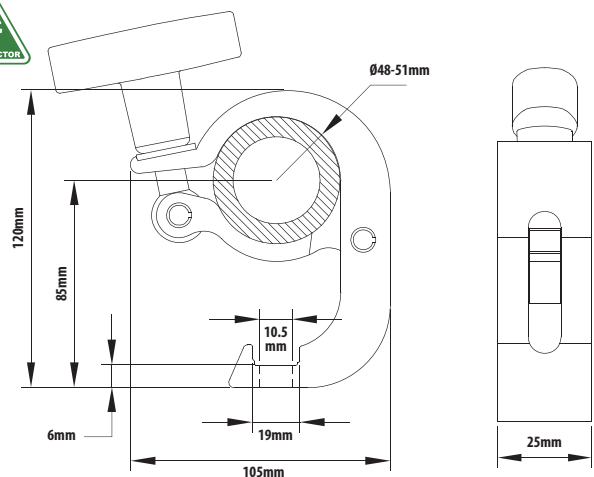


YOUTUBE  
TUV CERTIFIED  
CLAMP & COUPLER



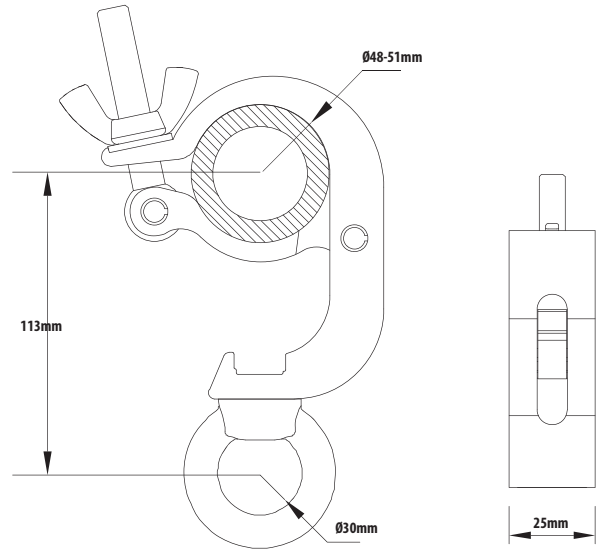
KCP-828 / KCP-828B Slim Handcuff Coupler

W 0.42kg Working Load Limit 100kg Bolt M10 x 38mm



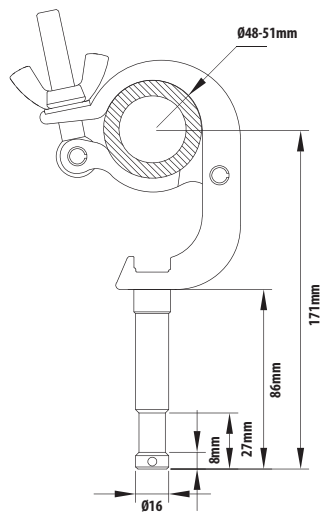
KCP-828-T / KCP-828B-T T-Handle Slim Handcuff Coupler

W 0.48kg Working Load Limit 100kg Bolt M10 x 38mm

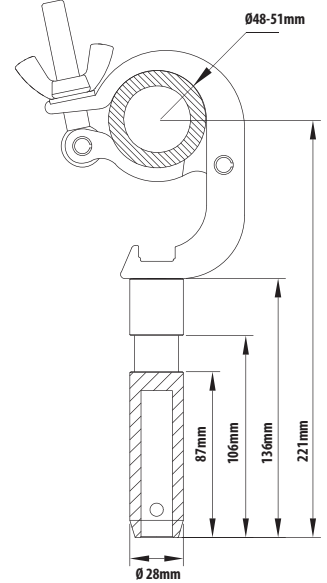


**KCP-825 / KCP-825B** Slim Handcuff Eye Ring Coupler

W 0.54kg Working Load Limit 100kg



**KCP-829**  
Slim Handcuff 16mm Stud Coupler W 0.48kg Working Load Limit 100kg



**KCP-827**  
Slim Handcuff 28mm Spigot Coupler W 0.83kg Working Load Limit 100kg

Nugget coupler is designed for 1.25"~1.5"(32 mm to 38 mm) tube system. Aluminum-extruded construction makes it a tiny but sturdy rigging hardware. Sitting area is double level's countersunk for M10 or 3/8 hex bolt. Unique windows for safety wire access through. Hook strut of top opening section limits the open pace that offers assistance to rig, and two fitting bases let it become a multi-function coupler. TUV certified for single coupler and rated WLL 120 kg.



Fabricated of 6061-T6 high tensile aluminum extrusion for greatest durability.

Captive on top of M10 threaded bolt to prevent wing nut from falling off in the air.


Solid T handle provides comfort grip and operation with bare hand.

Available in polished or black finish.

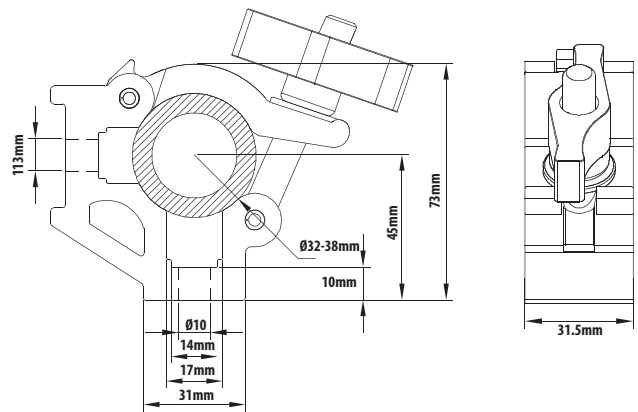
Double level's counter sunk for M10 or 3/8" hex head bolt.

TUV approval with WLL 120kgs.

Feasible for tube diameter 32-38 mm (1.25"-1.5").

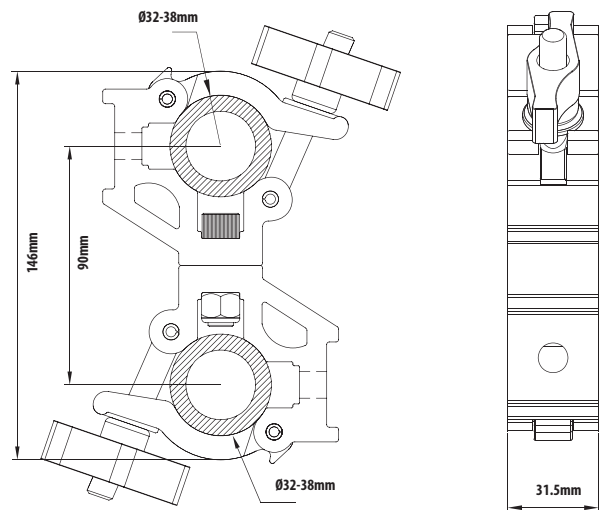



YOUTUBE  
TUV CERTIFIED  
CLAMP & COUPLER



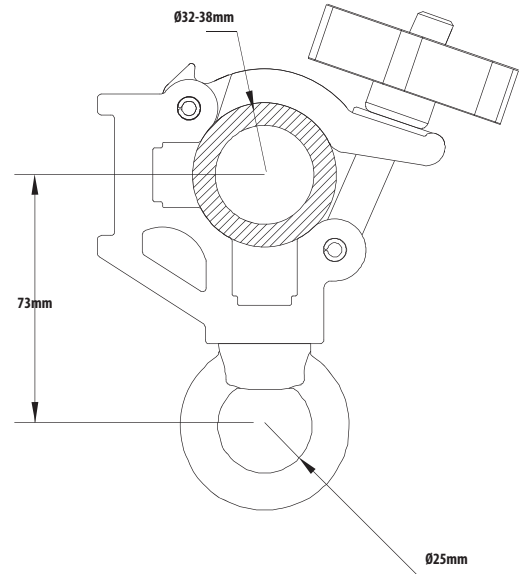

KCP-860 / KCP-860B Nugget Coupler

W 0.28kg ↓ 350kg ⚙ M10 x 38mm



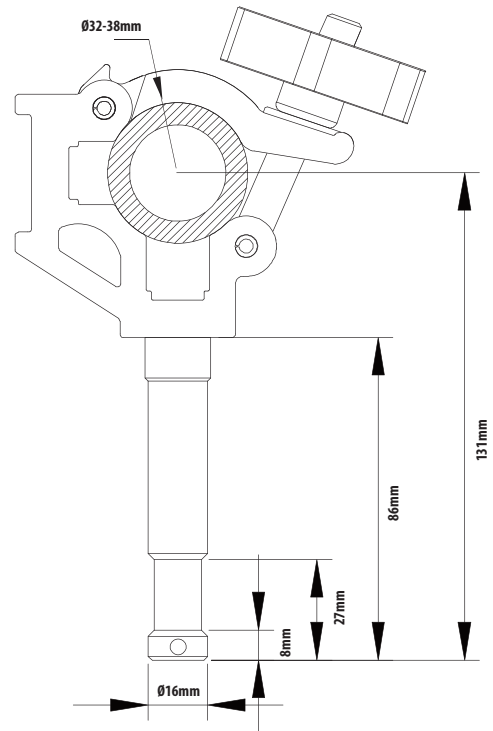
KCP-862 / KCP-862B Nugget Swivel Coupler

W 0.52kg ↓ 350kg



**KCP-863 / KCP-863B** Nugget Eye Ring Coupler

W 0.36kg ↓ 230kg



**KCP-866** Nugget 16mm Stud Coupler

W 0.36kg ↓ 100kg

Arch coupler is constructed from aluminum gravity die casting, featuring a jaw opening for wider range of tube system from 38 mm to 51 mm. The handle of arch coupler is situated in the easily accessible horizontal position, leaving user to fasten the coupler without across the truss brace. Ergonomic big handle protects user's palm from the obstructive bolt. Double countersunk design for alternative usage of M10 or M12 hex bolt. It is TUV certified and rated WLL 150 kg.



Available in polished or black finish.

TUV approval with WLL 150kgs.

Feasible for tube diameter 38-51 mm.

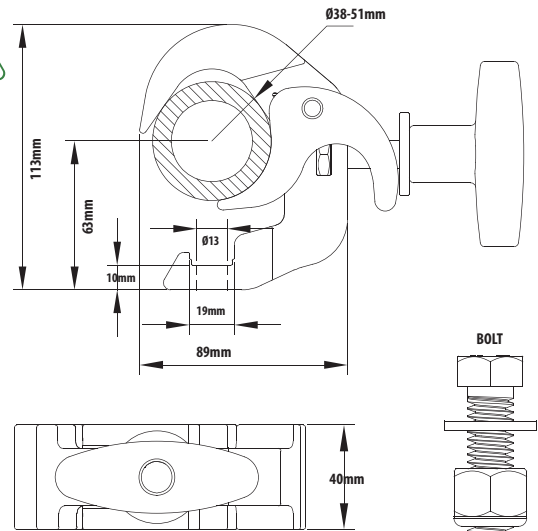
Double level's counter sunk for M10 or M12 hex head bolt.

Constructed of gravity die-cast aluminum for greatest durability.

Solid T handle provides comfort grip and operation with bare hand.

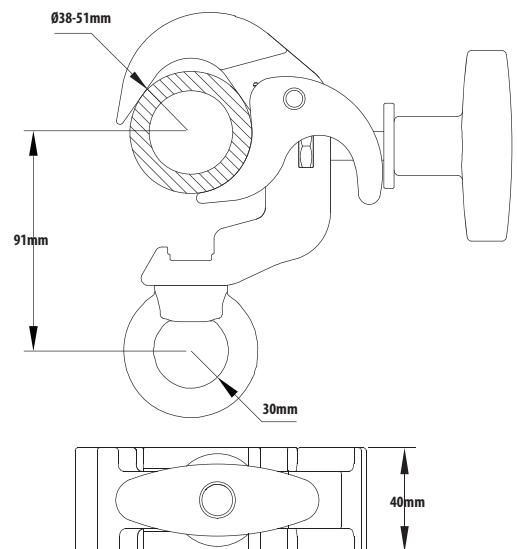


YOUTUBE  
TUV CERTIFIED  
CLAMP & COUPLER



**KCP-810 / KCP-810B Arch Coupler**  
Recommend vertical loads with coupler.

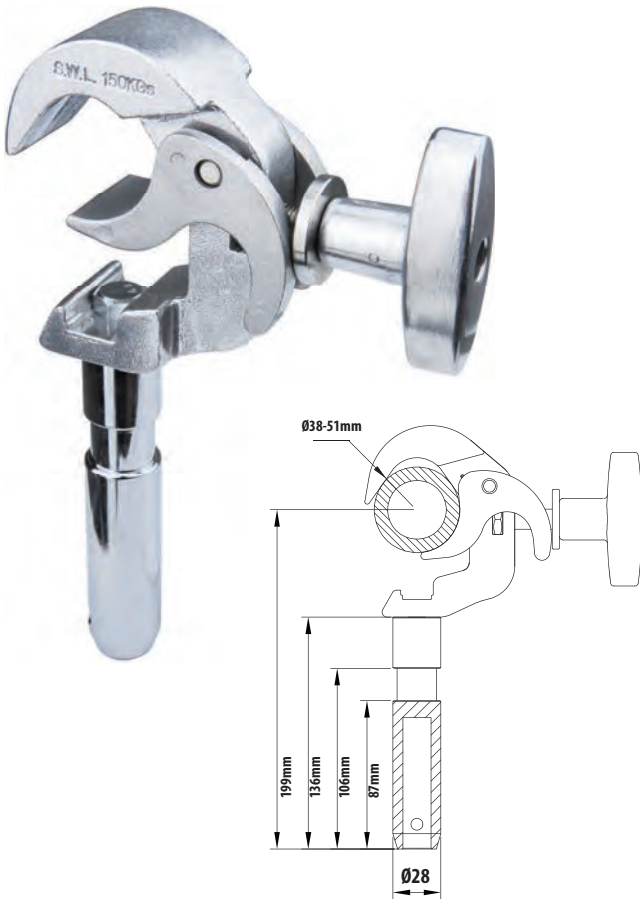
W 0.68kg   Working Load Limit 100kg   Bolt M12 x 38mm



**KCP-813 / KCP-813B Arch Eye Ring Coupler**

W 0.79kg   Working Load Limit 80kg

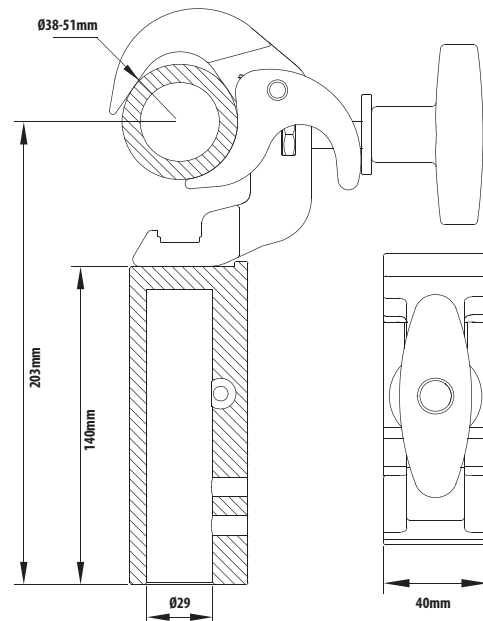




**KCP-814**  
Arch 28mm Spigot Coupler **W** 1.10kg **⬇** 150kg



**KCP-816**  
Arch 16mm Stud Coupler **W** 0.75kg **⬇** 100kg



**KCP-841** Arch Quick TV Coupler

**W** 1.38kg **⬇** 150kg

Mighty coupler is constructed from high tensile aluminum alloy extrusion for greatest durability. It is ideal to fit tube diameter up to 60mm.



Captive on top of threaded bolt to prevent wing nut from falling off in the air.

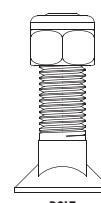
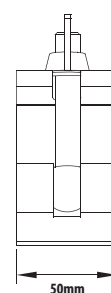
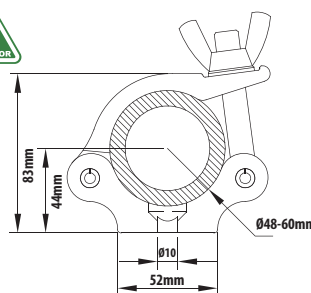
Fabricated of 6061-T6 high tensile aluminum extrusion.

TUV Certified

Feasible for tube diameter 48-60mm.

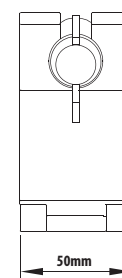
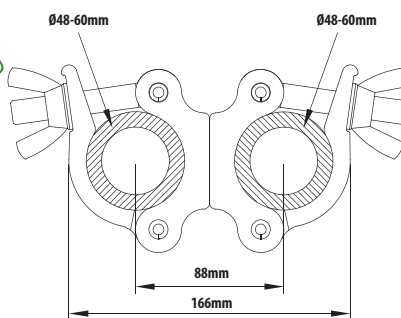


M10 countersunk square bolt for effortless operation.



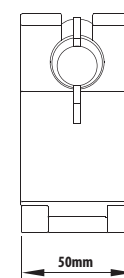
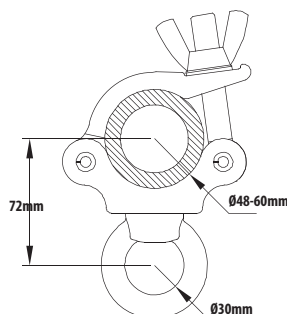
**KCP-851 / KCP-851B** Mighty Coupler

**W** 0.55kg   **↓** 500kg   **⚙** M10 x 40mm Square Counter Sunk




**KCP-852 / KCP-852B** Mighty Swivel Coupler

**W** 1.10kg   **↓** 250kg




**KCP-853 / KCP-853B** Mighty Eye Ring Coupler


**W** 0.7kg   **↓** 340kg   **⚙** M12 Eye Ring



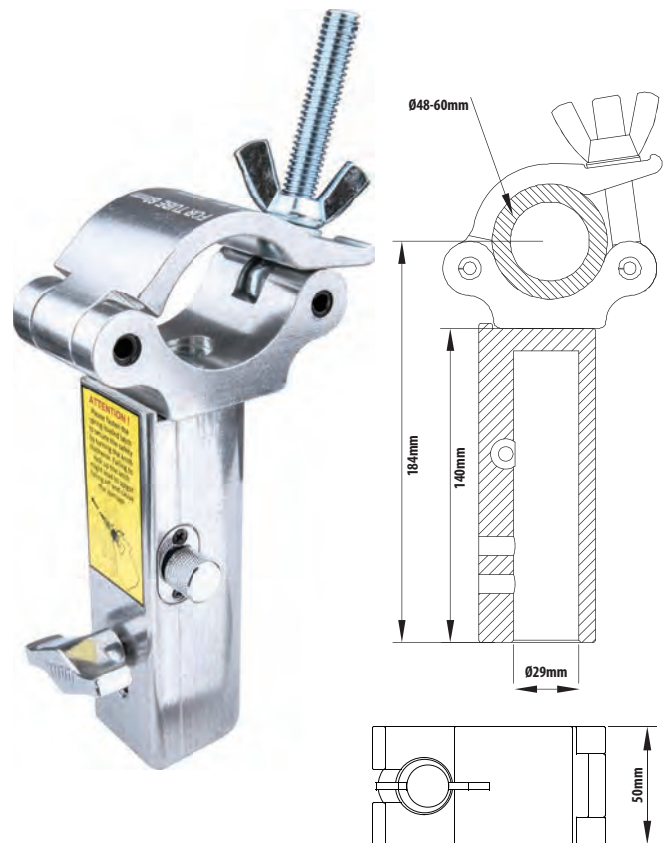
**KCP-854**  
 Mighty 28mm Spigot Coupler W 0.99kg ⬇ 200kg



**KCP-856**  
 Mighty 16mm Stud Coupler W 0.64kg ⬇ 100kg



**KCP-857** Mighty Swivel Coupler  
 for 60mm to 48-51mm W 1.25kg ⬇ 500kg



**KCP-877**  
 Mighty Quick TV Coupler W 1.25kg ⬇ 100kg

Constructed from high tensile 6061-T6 aluminum and carries the same features as mighty coupler, but comes in just 30mm wide for better rigging utility.



Captive on top of threaded bolt to prevent wing nut from falling off in the air.

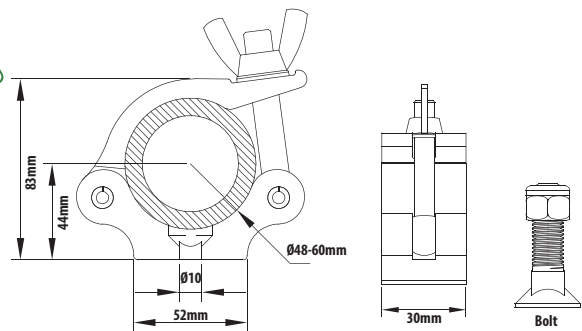

Fabricated of 6061-T6 high tensile aluminum extrusion.

TUV Certified

Feasible for tube diameter 48-60mm.

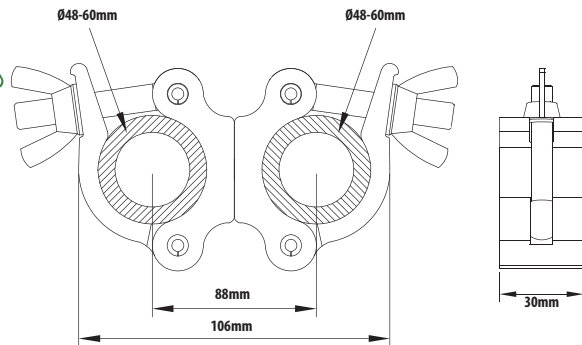
Available in polished or black finish.

M10 countersunk square bolt for effortless operation.



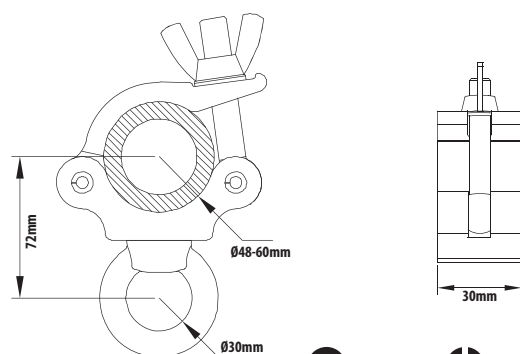
**KCP-850 / KCP-850B** Slim Type Mighty Coupler

W 0.38kg Working Load Limit 280kg Bolt M10 x 40mm Square Counter Sunk



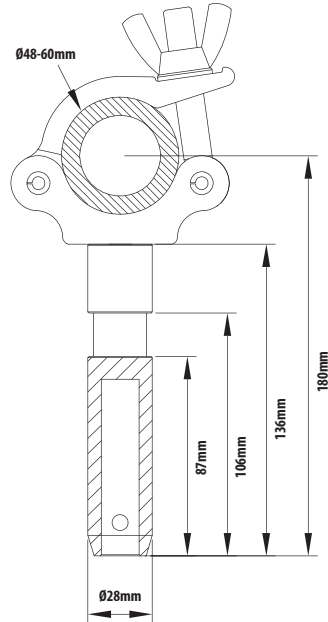
**KCP-858 / KCP-858B** Slim Type Mighty Swivel Coupler

W 0.74kg Working Load Limit 140kg



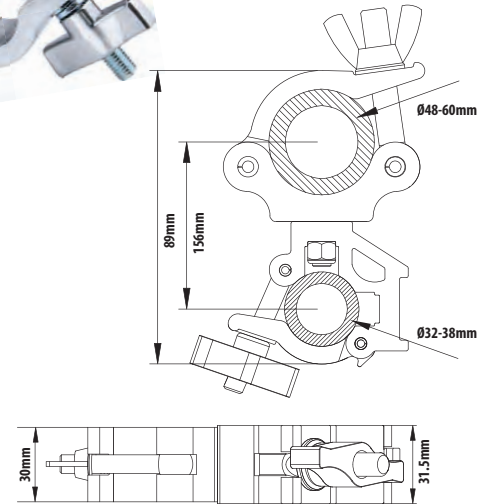
**KCP-859 / KCP-859B** Slim Type Eye Ring Mighty Coupler

W 0.53kg Working Load Limit 200kg



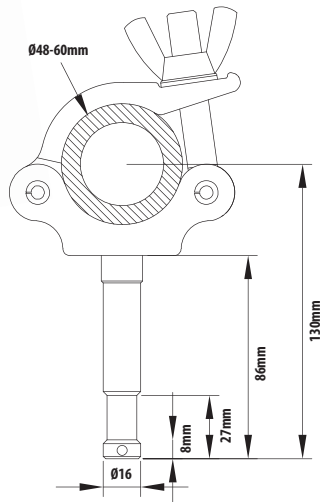
**KCP-864** Slim Type Mighty  
28mm Spigot Coupler

W 0.83kg ↓ 200kg



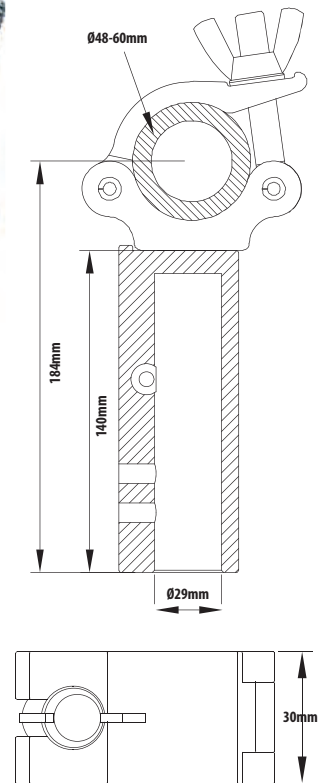
**KCP-869** Slim Type Mighty Swivel  
Coupler for 60mm to 1.25"-1.5"

W 0.62kg ↓ 120kg



**KCP-867** Slim Type Mighty  
16mm Stud Coupler


W 0.47kg ↓ 100kg



**KCP-878** Slim Type Mighty  
Quick TV Coupler


W 1.08kg ↓ 100kg

Mighty Handcuff Clamp is constructed from high tensile 6061 aluminum extrusion. It is one of the most popular rigging hardware in the industry. Thanks to triggering mechanical design, this clamp is made to help the person rig heavy luminaries with less effort and saving much working time.



Feasible for tube diameter 48-60mm.

Working Load Limit 100kgs (Width 25mm) Mighty Slim Handcuff.



Feasible for tube diameter 48-60mm.



Working Load Limit 200kgs (Width 40mm) Mighty Handcuff.

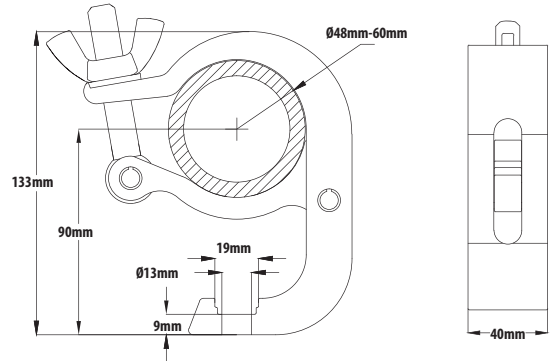
Captive top of M12 threaded bolt to prevent wing nut from falling off in the air.

Fabricated of 6061-T6 high tensile aluminum extrusion for greatest durability.

Double level's counter sunk for M10 or M12 hex head bolt.

**SLIM MIGHTY HANDCUFF**
**MIGHTY HANDCUFF**






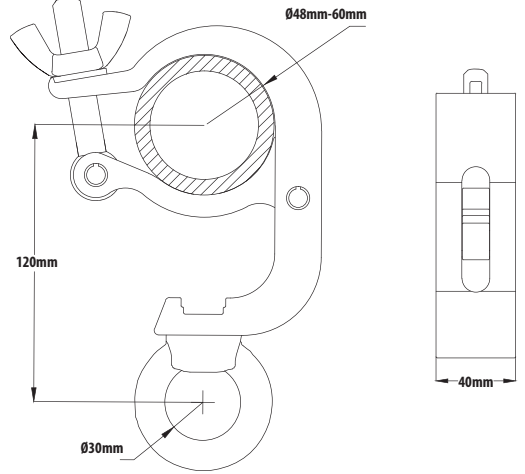


Technical drawing showing dimensions: 133mm, 90mm, 9mm, 19mm, 9mm, 19mm, 9mm, 40mm, and tube diameter Ø48mm-60mm.

**KCP-881 / KCP-881B** Mighty Handcuff Coupler

W 0.65kg
↓ 200kg
Bolt M12 x 38mm

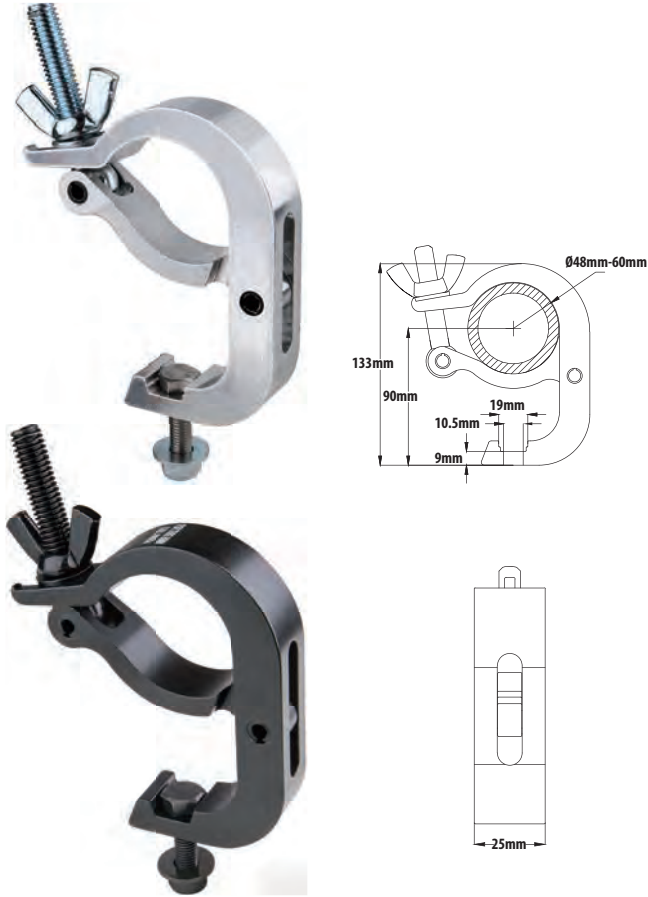





Technical drawing showing dimensions: 120mm, 40mm, and tube diameter Ø48mm-60mm.

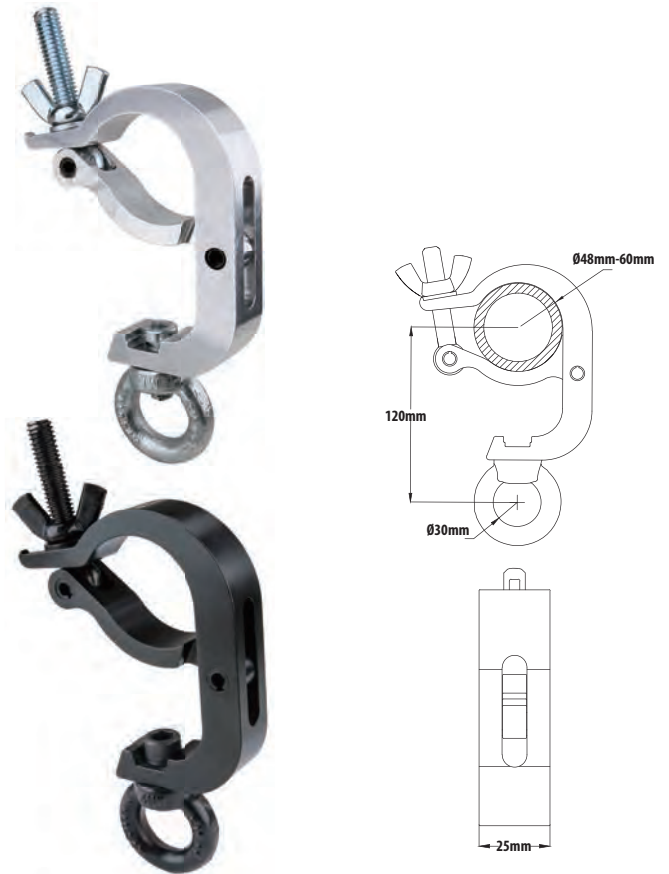
**KCP-883 / KCP-883B** Mighty Handcuff Eye Ring Coupler

W 0.78kg
↓ 200kg



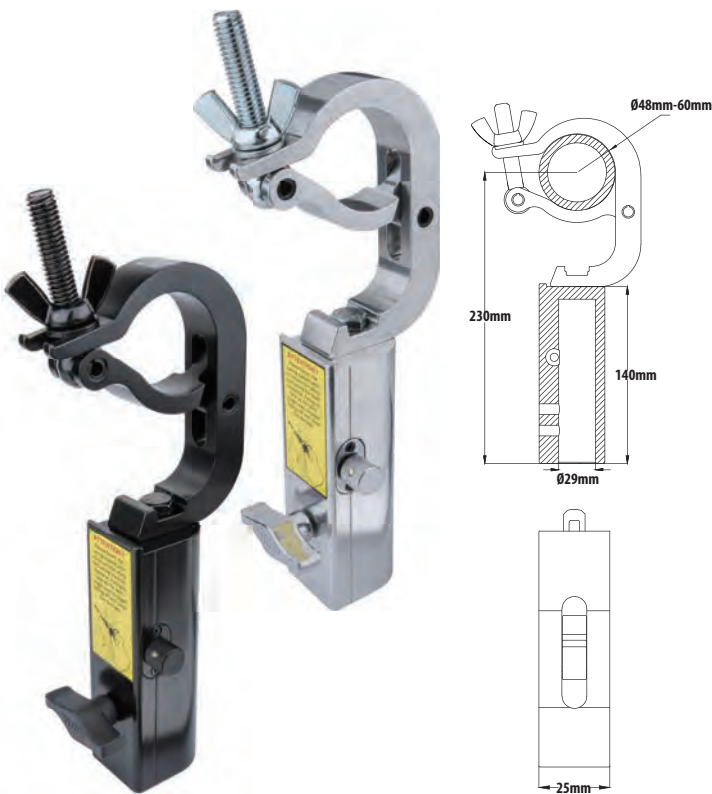
**KCP-880 / KCP-880B**  
Slim Mighty Handcuff Coupler

W 0.42kg Working Load Limit 100kg  
Bolt M10 x 38mm

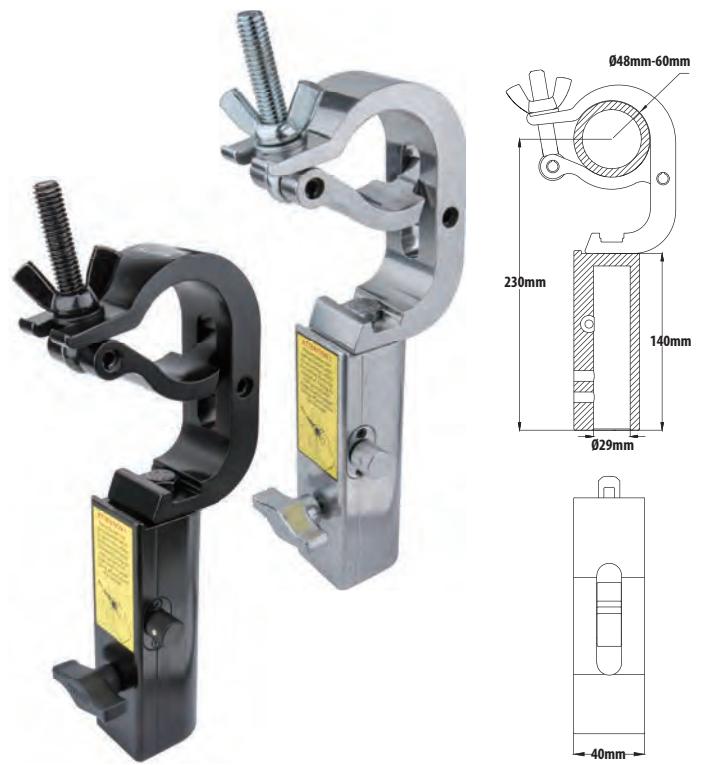


**KCP-882 / KCP-882B**  
Slim Mighty Handcuff Eye Ring Coupler

W 0.53kg Working Load Limit 100kg



**KCP-884 / KCP-884B** W 1.05kg Working Load Limit 100kg  
Slim Mighty Handcuff Quick TV Coupler



**KCP-885 / KCP-885B** W 1.28kg Working Load Limit 100kg  
Mighty Handcuff Quick TV Coupler

TV Coupler is made to hook up the lighting equipment for Film, and TV/Studio. It comes with a 16mm and a 28mm spigot receivers, plus a movable 16mm stud for maximum utility. The "safety linchpin" activates as security device allowing the luminaire keeps rotating but free from drop-off before the luminaire is tightened up by knob. TUV certified with WLL 300kg rated.



**YOUTUBE**  
TUV CERTIFIED  
CLAMP & COUPLER

TUV Certified

Load capacity of 300kgs on 28mm attachment, and 40kgs on 16mm attachment.



**YOUTUBE**  
KUPO RIGGING  
CLAMPS FOR LED  
STUDIO LIGHTS

Constructed by rugged aluminum die-casting.

Movable 16mm baby stud (3/8" threaded) for lightweight luminaires or accessories.




**YOUTUBE**  
KUPO RIGGING  
CLAMPS FOR LED  
PANELS

28mm junior socket for luminaire or telescopic hanger.

Linchpin attached with a bonding wire to keep luminaire secured for pan adjustment while the knob of clamp is loosen.

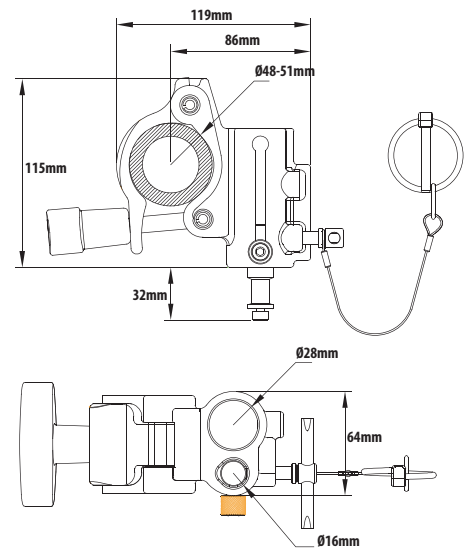
Feasible for tube dia. 48-51mm.



**YOUTUBE**  
KUPO TV COUPLER  
(KCP-844)



**YOUTUBE**  
KUPO TV COUPLER  
(KCP-844)



**KCP-844 / KCP-844B TV Coupler**

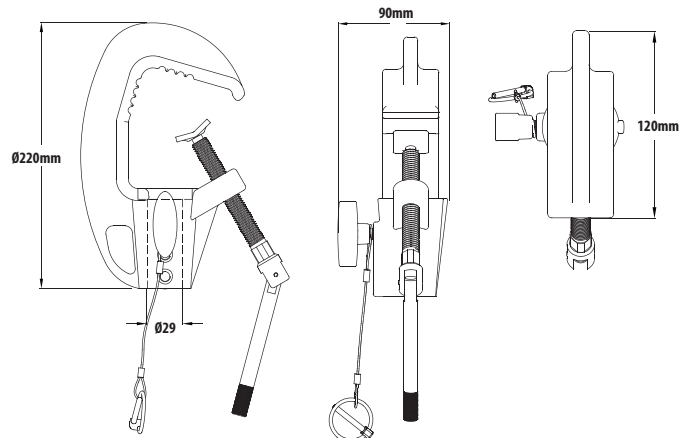
W 0.95kg

↓ 300kg on 28mm attachment

↓ 40kg on 16mm attachment



**YOUTUBE**  
KUPO TV CLAMP  
(KCP-100B)

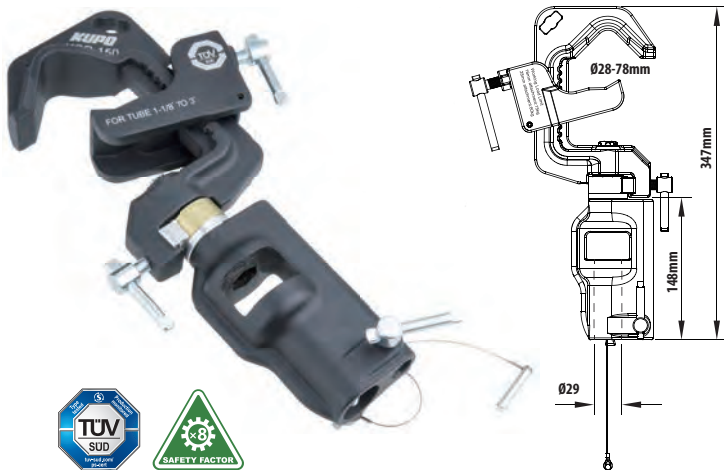


**KCP-100B TV Clamp** W 1.16kg ↓ 250kg

The KCP-100B TV Clamp is a heavy duty casting C clamp and supplied with a Tommy bar to improve grip. It terminates in a 28mm (1-1/8") junior receiver. Collar ring on bushing for supplied safety linch pin to pass through fixture spigot. There is a dedicated aperture in clamp body for attaching safety cable. This clamp works for diameter 22-54 mm round tube with load capacity 250 kgs. It is ideal to hang all types of luminaires in TV studio and theaters.



Designed with ratcheting jaw to fit wider tube range, these two pipe C clamps work for tube diameter from 28mm (1-1/8") to 78mm (3"). Manufactured from rugged gravity cast aluminum for greater load capacity. TUV certified for working safe.



### KCP-150 Swiveling Pipe C Clamp

W 2.1kg Working Load Limit 15kg (16mm stud) / 80kg (28mm receiver)

Swiveling Pipe C Clamp with Universal Head.



Spring-loaded ratcheting jaw helps to adjust the opening to fit the tube diameter.

The swivel device allows to have a pan adjustment of the fixture with ease and convenience.

Universal head is made with three attachment: 28mm junior receiver, and 16mm baby stud; the knob and safety pin are built with binding wire to ensure essential safety aid is always on hand (applicable to KCP-150).



### KCP-151 Ratcheting Jaw C Clamp

W 1.2kg Working Load Limit 110kg

Ratcheting Jaw C Clamp With M12 Bolt & Nut.

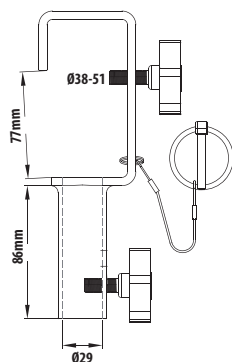
It comes with M12 hex nut and wing nut together for more security (applicable to KCP-151).



Dedicated hole on the clamp is for attaching safety cable more handy.



YOUTUBE  
KUPO RATCHETING  
JAW C CLAMP




### KCP-705

Stage Clamp w/ 28mm Socket

W 0.75kg Working Load Limit 150kg



YOUTUBE  
A GRIP CHOICE  
ON LED PANEL  
ACCESSORIES



### KS-277 Space Light Skirt Mounting Bracket

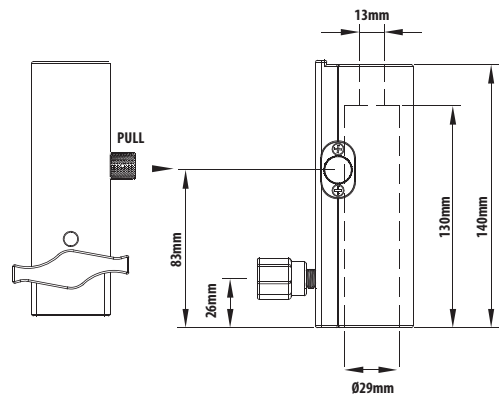
The plated steel bracket comes with 3pcs 55cm steel wires and carabiners allows you to effortlessly mounting an industrial space light skirt to the modern LED lighting fixture such as Skypanel 60. Simply slip the bracket into the 1-1/8"(28mm) junior pin of the light fixture and connect carabiner to the skirt mounting hole. An extra hole on bracket is for safety chain to ensure whole unit safety.

### Lighting Clamp Ft. Universal TV Quick Receiver for 28mm spigot

Universal Quick Receiver is designed for accommodating diameter 28mm DIN and EURO spigot, which most of TV or studio lighting luminaires are equipped. Spring latch activates immediately while the spigot gets in, and several turnings with knob cements the safety further. This quick receiver can be used with diverse lighting clamps for grid or truss diameter from 2”to 60mm, and ideal for TV studios, theatres and entertainment venues.



YOUTUBE  
LIGHTING CLAMP  
FT. UNIVERSAL TV  
QUICK RECEIVER



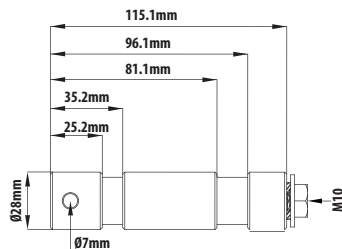
- KS-089** Universal TV Quick Receiver - Silver **W** 0.7kg **↓** 100kg
- KS-089B** Universal TV Quick Receiver - Black **W** 0.7kg **↓** 100kg



- KS-030** **W** 300g  
28mm steel spigot with M10 thread and wing nut, attaches to a lighting yoke then fits into standard lighting stand with 28mm receiver.



- KS-032** **W** 300g  
28mm steel spigot with M12 thread and wing nut, attaches to a lighting yoke then fits into standard lighting stand with 28mm receiver.



- KS-034** **W** 500g  
Solid steel 28mm TV spigot tapped for M10 screw with washer, ideal for mounting lighting fixture directly on to stands or any TV clamps with 28mm receiver.

- KS-034-T**  
The same function as KS-034 but comes with 1/2”-13 threaded screw instead of M10.



YOUTUBE  
KUPO STAND ADAPTER  
AND STUDS ( KS-200)

- KS-200** Junior to Baby Adapter **W** 600g  
This female to male adapter converts 1-1/8” female receiver to 5/8” male stud. Well constructed with solid steel and chrome plated. Very helpful to fit into heavy duty light stands and T.V. clamps or turtle base C-stands to mount standard studio flash or video lighting fixtures. (A.k.a 750 male to 2K male spigot / butt plug.)

The Convi clamp, is made of lightweight cast alloy, can be securely mounted on any tube from 5 to 51mm and equipped with a saddle for mounting on to flat surfaces. The elastic P.U. pad also reduces surface damage and enhances gripping action. All metal parts are made of stainless steel for sturdier and anti-rusted features. The die-casting aluminum of locking knob provides with most rugged advantage. With built-in female socket allows the use of any attachments to hold anything from backgrounds to lighting fixtures. The spring safety locking system also offers double insurance while the screw locking action is not completely finished.



TUV certified with rated WLL 20kg.



**YOUTUBE**  
**KUPO SUPER CONVI CLAMP SYSTEM (KCP-700 & KCP-710)**

Made of die-casting aluminum alloy, light-weight yet robust.

Feasible for tube dia. 5-51 mm or flat material (when use with saddle mount).

Stainless steel parts ensure rust-free and durable.

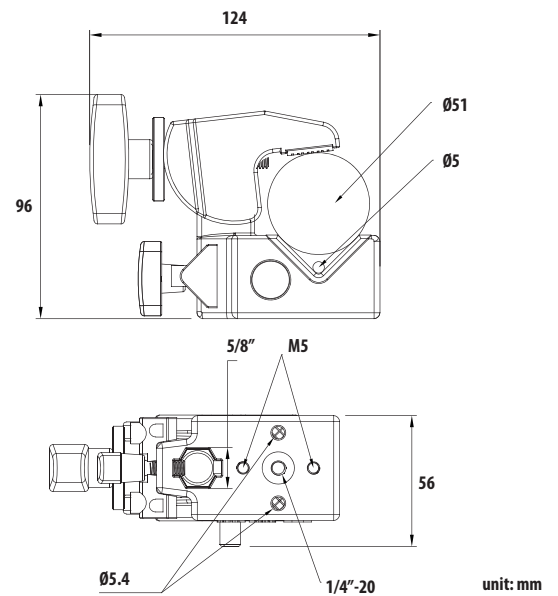


Solid aluminum knob for greatest comfort grip.

Receiver for wide ranges of 16mm attachment; spring locking keeps the attachment secured before the knob tightened up.



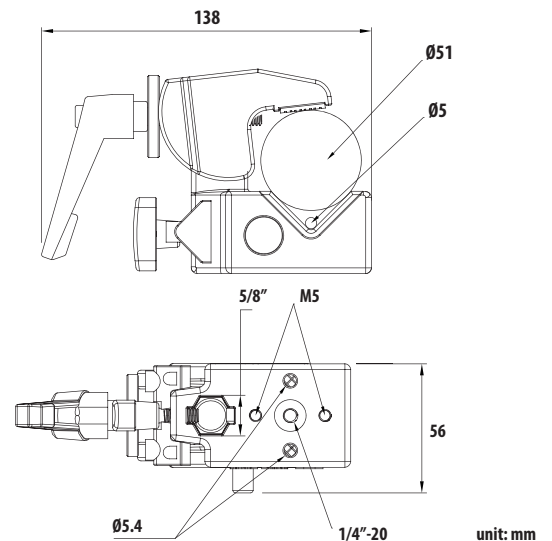
**KCP-700 / KCP-700B Super Convi Clamp**



**W** 0.45kg **↓** 20kg



**KCP-710 / KCP-710B Super Convi Clamp w/ Ratcheted handle**



**W** 0.45kg **↓** 20kg



**KCP-720 / KCP-720B Double Super Convi Clamp**  
Assembled by two Super Convi Clamps provides a 90 degree angle and perfect for supporting a crossbar for background on kupoles.

**W** 1.09kg



**CUSTOM COLORS & LASER ENGRAVING LOGO**  
are available upon request! (MOQ 200 pcs)



**KCP-7SDL Super Convi Clamp Saddle**  
Allow to use the clamp on most flat Surface such as a table without a tool. Set for four.

**W** 0.01kg




**KD-730 / KD-730B**  
Super Convi Clamp Double Socket  
Offer an additional 5/8" (16mm) socket to Super Convi clamp.

**W** 130g



**KD-731B**  
Additional Socket w/ Spring Safety Pin  
Same fuction as KD-730B, but with a spring safety pin and hole for safety wire.

**W** 141g



Clamp Barrel Range: 13-55mm

**KCP-735 Binocular Clamp**

W 0.45kg ↓ 20kg

Ideal mounting solution for keeping your binocular in place on any tripod head or fluid head. It features a unique large serration design that keeps your binocular from slipping and the 1/4"-20 thread female under the clamp is used for mounting on any tripod head or fluid head.



Key-locking knob W 0.45kg ↓ 20kg

**KCP-736B Super Convi Clamp w/ Security Knob**

Features a keyed locks knob which provides a security solution while your valuable equipment is mounted in a public place. High strength composite of the locking knob assures the reliability and durability to prevent your devices from theft and unwanted tampering.



W 0.51kg



YOUTUBE  
KUPO PSU RAIL MOUNT  
ACCESSORIES (KCP-738  
& KCP-700-PRM)



YOUTUBE  
A GRIP CHOICE  
ON LED PANEL  
ACCESSORIES



**KCP-738 Super Convi Clamp for ARRI PSU Rail Mount**

Super Convi Clamp equipped with a CNC aluminum plate which allows Arri PSU Rail Mount Adapter to be effortlessly slide on. A great mounting solution for supporting the power supply unit on any tube from 5-51mm (especially on wheeled light stand) or flat surface.



YOUTUBE  
KUPO V-LOCK SYSTEM  
(KCP-739)



Designed for any device with V-lock wedge to attach to pipe or tube.



W 0.5kg

**KCP-739 Super Convi Clamp With V-Lock Base**

This clamp is made of classic Super Convi Clamp with CNC-machined aluminum V-lock base, making an easy fit to pipe or tube dia. 5-51mm for any device with V-lock wedge (KS-270 not included).



W 0.52kg

**KCP-741**

**Super Convi Clamp with Mount Hook for Nanlite PSU**

Super Convi Clamp comes with an machined aluminum mounting hook that allows you to effortlessly mount your Foraza ballast or a controller on the heavy duty stand or any tube which is 5-51mm in diameter. The ideal mounting solution for your Nanlite Forza ballast.

Foraza is a registered trademark of Nanlite.



**KS-001 3/8" Snap In Pin** **W** 85g  
Solid steel 3/8"(9.5mm) Snap in Pin works with gobo head or fixture with 3/8" receiver.



**KS-002 1/2" Snap In Pin** **W** 120g  
Solid steel 1/2"(12.7mm) Snap in pin works with gobo head or fixture with 1/2" receiver.



**KS-003 5/8" Snap In Pin** **W** 160g  
Made by chrome steel, this 5/8" Snap in Pin comes with hex end for Convi Clamp and the other round end for lighting fixture or gobo head.



**KS-004 M12 x 30 Stud** **W** 70g  
Solid steel TVMP Snap In Pin comes with M12 male threaded allows to attaches right to the yoke of lighting and works with Covi clamp.



**KS-005 M10 x 25 Stud** **W** 65g  
Solid steel TVMP Snap In Pin comes with M10 male threaded allows to attaches right to the yoke of lighting and works with Covi clamp.



**KS-006 M12 Threaded Socket w/ Bolt** **W** 85g  
Solid steel TVMP Snap-in Pin comes with M12 threaded socket and bolt allows to attaches right to the yoke of lighting and works with Covi clamp.



**KS-007 M10 Threaded Socket w/ Bolt** **W** 90g  
Solid steel TVMP Snap-in Pin comes with M10 threaded socket and bolt allows to attaches right to the yoke of lighting and works with Covi clamp.



YOUTUBE  
KUPO JOINING  
STUDSWIVEL (KS-008)

**KS-008 Joining Stud/Swivel** **W** 25g  
Made by chrome steel, this double hex stud allows you to joint two Convi Clamps at six different locking positions to each other.



**KS-009 150mm Extension** **W** 100g  
Made by chrome steel, this 150mm extension bar allows you to joint two Convi Clamp together at a distance of 15 cm from each other.



YOUTUBE  
KUPO HEX J HOOK  
(KS-012)



**KS-012 Swivel Steel U hook (Set of 2)** **W** 182g  
The Steel U hook with a hex pin is perfect for hanging strobe packs, ballasts, or rigging background crossbars to light stands. The hook accepts pipes that measure 2" in diameter.



YOUTUBE  
KUPO CUP HOLDER  
(KD-815P)



**KD-815P Cup Holder** **W** 200g  
Cup holder is ideal widget allowing easy connection with Convi clamp (KCP-700) or 4 way clamp (KCP-950) to add space to a cluttered desk and keep you from accidentally spilling your drinks. The holder is made of durable aluminum alloy with dia. 7.4cm space which can fit most standard coffee cups.



YOUTUBE  
KUPO 90/45 DEGREE  
JOINING STUD (KS-016)

**KS-016 90 / 45 degree Joining Stud** **W** 25g  
Designed for Convi clamps it can be joined back to back at right or repeatable angles. Useful for making frames or mounting heavy duty crossbars.



**KS-014** Hex Stud 3/8"-16M & 1/4"-20M **W** 40g

Solid brass hex camera stud is designed for Convi clamps. It comes with 3/8"-16 male and 1/4"-male thread to mount camera directly to a camera head.



**KS-015** Hex Stud 3/8"-16F & 1/4"- 20F **W** 25g

Solid brass hex adapter is designed for Convi clamps. It comes with 3/8"-16 female and 1/4"-20 female thread.



**W** 38g

**KS-020 / KS-020B** 5/8" Compact Alu. Snap in Pin

Lightweight aluminum 5/8" (16mm) adapter with hex stud for Convi clamp and round head in the other side. Special for Desisti & Ianiro lighting fixtures.



YOUTUBE  
KUPO HEX BABY STUD  
3/8"-16 (KS-025)



**KS-025** Hex Baby Stud 3/8"-16 **W** 70g

Solid brass made, this stud comes with hex end for Convi Clamp and the other round end for lighting fixture. It also allows rotating while connecting two Convi clamps. 5/8"(16mm) baby stud with 3/8"-16 male threads.



YOUTUBE  
KUPO HEX BABY STUD  
1/4"-16 (KS-026)



**KS-026** Hex Baby Stud 1/4"-20 **W** 70g

Solid brass made, this stud comes with hex end for Convi Clamp and the other round end for lighting fixture. It also allows rotating while connecting two Convi clamps. 5/8"(16mm) baby stud with 1/4"-20 male threads.



**KS-038** Hex Adapter w/ 3/8"-16F & 3/8"-16M **W** 45g

Solid brass made 5/8" hex adapter keeps it from rotating in Convi clamp with one end 3/8"-16 female threads and the other end 3/8"-16 male threads.



**KS-130** Hex Adapter w/ 3/8"-16F & 1/4"-20M **W** 45g

Solid brass made 5/8" hex adapter keeps it from rotating in Convi clamp with one end 3/8"-16 female threads and the other end 1/4"-20M male threads.



**W** 100g

**KS-023H** 3/8" Head Mounting Plate w/5/8" Hex Stud

Round flat plate made to mount ball head or any other accessory tapped with a 3/8"-16 threads for Convi clamp. Features a hex stud which keeps the stud from rotating inside the Convi clamp.




**KS-011** 100mm Square Mounting plate **W** 290g

10 x 10cm palte welded with a 5/8" hex stud for fitting into Convi clamps.



**KS-018H** Hex 16mm Stud W/M10 Thread **W** 62g

Solid brass made hexagonal stud comes with M10 threads and wing nut for stirrup's fixture for a rapid connection to Convi Clamp.



**KD-816P / KD-816B Square Clip**

The handy aluminum spring clamp provides an excellent mounting solution of your posters that can be surely clipped by its spring tension clamp and easily connect to the Convi clamp (KCP-700) with the 5/8" adapter terminated at the bottom of the clamp. (5.3cm W x 9cm H)

**KS-031 Snap-in Right Angle Pin**

**W** 410g

This stud features a hex pin on one side for the Convi & Super Viser Clamp Systems and a baby stud for easy mounting of lighting fixtures or accessories.



**KS-019 Swivel Extension Arm w/ 5/8" Receiver**

A mini extension arm with 5/8" baby receiver on one side and a hexagonal stud on the other for fitting into the Convi clamp. The double ball elbow joint offers the ability to articulate the two sides in any directions.


**W** 354g



**KS-195 Extension Arm w/ Universal Adapter Spigot**

**W** 0.2kg

Constructed from solid aluminum die-cast material with black powder coating, the Kupo Extension Arm is a 6" extension arm designed for attaching to a Super Convi clamp for hanging a light or a camera from a light stand or pole. The extension arm features a 16mm(5/8") baby receiver and a removable universal adapter spigot with 1/4"-20 and 3/8"-16 male threads. The arm end has a hex-shaped stud that snaps into a Super Convi Clamp or Super Viser clamp preventing the arm from rotating.



**KCP-700-LDS**

A L-shape tiny bracket that fastens LD system array CURV 500 SLAT with Convi clamp. Made of thickness 4.5mm roll steel. Sturdy and durable. Machined with 2 x M6 countersunk bores for connecting CURV 500 SLAT, and 1 x M12 bore for connecting a stud with Convi clamp.

**KCP-700-PRM PSU Rail Mount Adapter for Convi Clamp**

**W** 55g

CNC made anodized aluminum plate designed for the Super Convi Clamp with two M5 sets screws. This allows for the Arri PSU Rail Mount Adapter to be easily attached, and provides a mounting solution for supporting the power supply unit on any tube from 5-51mm (especially on wheeled light stand) or flat surfaces with the Super Convi Clamp. (Size: 50 x 29.5 x 16mm)





YOUTUBE  
KUPO SQUARE  
J HOOK (KD-795B)



**KD-795B** Compact U Hook - Black  
**KD-795P** Compact U Hook - Silver

The aluminum made Compact U Hooks (Set of two) are accessories for the Convi Clamp (KCP-700). It has a narrow profile (1.6cm in depth) which can hold thinner objects that are flat and narrow.



**KD-710P-C** Panel holder for thickness up to 1.0cm  
**KD-712** Panel holder for thickness up to 1.2cm

Aluminum made panel holder comes with hex neck allows to have six angle adjustment in Convi Clamp (KCP-700).



YOUTUBE  
KUPO BOOK SHELF  
(KD-742P)



**KD-742P** Book Shelf - Silver 9kg

The aluminum made L bookshelf comes with connecting adapters that allows to firmly attached to Convi clamp (KCP-700). Ideal for temporary keeping your equipments or books in place on the L shaped shelf to a stands, poles or truss. Size: 25cm(W) x 20cm(D) x 25cm(H).



YOUTUBE  
KUPO CATALOGUE  
SHELF (KD-743P)



**KD-743P** Catalogue Shelf - Silver

The aluminum made L catalogue shelf comes with connecting adapters that allows to firmly attached to Convi clamp (KCP-700). Ideal for temporary keeping your equipments or catalogue in place on the L shaped shelf to a stands, poles or truss. Size: 25cm(W) x 8.6cm(D) x 25cm(H).



**KD-790B** Bracket Shelf Holder - Silver  
**KD-790P** Bracket Shelf Holder - Black

The aluminum made L Bracket Shelf Holder (set of 2) is 2 right angle brackets with a hex stud mounted to one side. They are good for mounting flat objects to a pair of Kupoles with Convi clamp (KCP-700).



YOUTUBE  
KUPO ALUMINUM  
DISPLAY SHELF (KD-740P)

4.5kg

**KD-740P** Display Shelf - Silver

Constructed from 38 x 38cm aluminum square display shelf and a 37cm long extension shaft which allows it to attached on Convi Clamp (KCP-700) with supplied screws. The square display shelf is able to be adjusted on the shaft to the desired position with the 16mm baby receiver and locking knob equipped under the shelf.



YOUTUBE  
KUPO BANNER ROD  
W/ STUD (KD-760SP)

**KD-760SP** Banner Rod with Stud - Silver

The aluminum rod is measured 25mm in diameter and 61cm in length allows you to easy hang flags, banners and various display items with the Convi clamp (KCP-700)





**YOUTUBE**  
 KUPO ROUND STUD W/  
 3/8"-16M & 1/4"-20M  
 THREADS (KS-014R)

**KS-014R** Round Stud 3/8"-16M & 1/4"- 20M **W** 40g  
 Solid brass round camera stud with 3/8"-16 male and 1/4"-20 male thread to mount camera directly to a camera head. This is a replacement stud for the Tilting Umbrella Adapter.



**YOUTUBE**  
 KUPO ROUND STUD W/  
 3/8"-16F AND 1/4"-20F  
 RECEIVERS (KS-015R)

**KS-015R** Round Stud 3/8"-16F & 1/4"- 20F **W** 32g  
 Solid brass round adapter comes with 3/8"-16 female and 1/4"-20 female. This is a replacement stud for the Tilting Umbrella Adapter.



**YOUTUBE**  
 KUPO UNIVERSAL  
 STUD (KS-017)

**KS-017** Brass universal Adapter Spigot **W** 70g  
 Universal 5/8" (16mm) stud w/ 3/8"-16M and 1/4"- 20M.



**YOUTUBE**  
 KUPO UNIVERSAL  
 STUD (KS-017)

**KS-017SB** Steel Universal Adapter Spigot **W** 70g  
 Steel made universal 5/8" (16mm) stud w/ 3/8"-16M and 1/4"-20M (Black).



**KS-018** 5/8" (16mm) Stud w/ M10 Thread **W** 62g  
 Easy to be mounted on the yoke of a lighting fixture with the M10 thread and wing nut.



**KS-075** Adapter Stud to 3/8"-16 Thread **W** 70g  
 Solid brass round 5/8" adapter stud with 3/8"-16M.



**KS-067**  
 3/8"-16 Female To 5/8"-27 Male Screw  
 Microphone Adapter **W** 20g

Useful adapter bushing which is ideal for placing microphone mounts onto lighting stands, tripod stands or any device with 3/8"-16 male thread.



**KS-139** **W** 80g  
 3/8"-16 M to 5/8"-27 F Thread Adapter  
 for Microphone Stand

Solid adapter designed for quickly mounting cameras, recorders and other accessories onto microphone stands.



**KS-073 Adapter Stud 3/8"-16F & 1/4"-20M** **W** 40g  
 Solid brass made 5/8" adapter stud with 3/8"-16 female thread is designed to convert an accessory with 3/8"-16 male threads to an industry-standard 5/8" stud to support equipment such as light fixtures. The stud is topped with 1/4"-20 male threads for additional mounting options.



**KS-151 Double Stud 16 to 17mm Adapter** **W** 95g  
 Made by solid steel, this double stud features a knurled neck on one side for the maximum friction and one milled flat on the other to avoid rotating while mounted inside a 5/8" baby receiver. Additional 3/8"-16 female threaded is tapped for connecting with a variety of accessories for video and lighting.



**YOUTUBE**  
**KUPO DROP CEILING**  
**ADAPTER W/ 5/8" STUD**  
**(KD-CM16P)**



**KD-CM16P Ceiling Frame Mount w/ Male 5/8" Spigot Adapter** **W** 90g  
 The Kupo Ceiling Frame Mount with Male Spigot Adapter is designed to attach to the metal frame which supports your ceiling tiles. This ceiling clip bracket mount has a 5/8" male stud that accepts lighting fixtures or any compatible 5/8" receiver accessory. Additional 1/4"-20 female thread on the top of baby pin also provides a great mounting solution for a Video/ Audio transmitter.



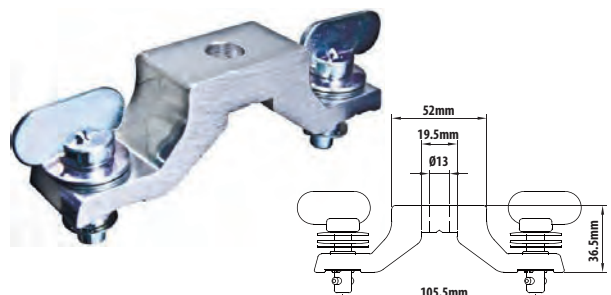
**KS-027 5/8" (16mm) Male Adapter (M10)** **W** 70g  
 Steel made 5/8" (16mm) Adapter with tapped M10 thread female.



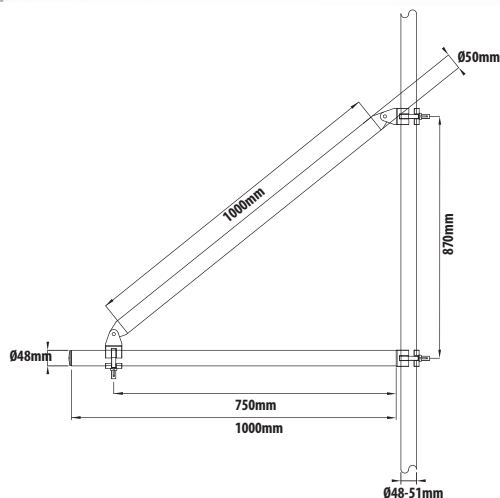
**KS-037 5/8" (16mm) Male Adapter (3/8")** **W** 70g  
 Steel Made 5/8"(16mm) Adapter With tapped 3/8"-16 thread female.



**KCP-870 Fast-Lock Omega Clamp** **W** 0.45kg **W** 50kg  
 Made with thick gauge black-paint steel with 1/4 turn fasteners. Designed for Clay Paky's Axcro, K-EYE, B-EYE, Mythos, Sharpy, Scenius and other moving lights.




**KCP-872 Moving Light Bracket** **W** 0.26kg **W** 75kg  
 Moving light bracket is feasible with Martin moving lights. It is equipped with two 1/4 turn fasteners. The central hole fits M12 or 1/2" bolt.



**KCP-804SA Support Arm Coupler**

W 2.65kg    Working Load Limit 100kg

Support arm coupler is made with two articulating joints, making it flexible for most mounting need. It holds vertical and horizontal tubes firmly, offering stable support to each other and eliminating the movement. Ideal for rigging a heavy luminaire or object from truss where a supportive device is needed.

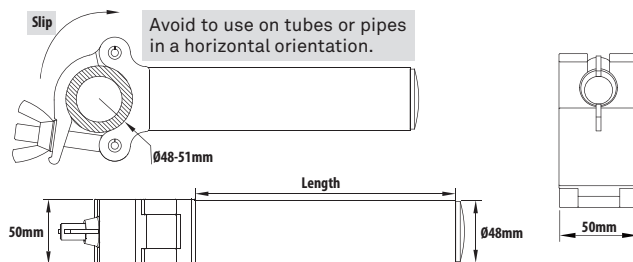


**KCP-804HB Heavy Duty Arm Coupler**

Working Load Limit 50kg

Strengthen by thick gauge triangular support plate and welded with prolonged aluminum body, this heavy duty arm coupler enhances the loading capacity by two times heavier than the ordinary arm coupler for up to 50kg. Fitted with dia. 48mm aluminum alloy tube and overall length 100cm. Made in black finish.

Arm coupler is firmly welded with 48mm aluminum alloy tube, creating an extension and flexible rigging point for lighting fixture. Feasible for tube diameter 48-51mm, and available in polished and black finish.



**KCP-801 / KCP-801B Arm Coupler**

Length: 250mm / Weight: 0.85kg / Working load limit: 80kg

**KCP-802 / KCP-802B Arm Coupler**

Length: 500mm / Weight: 1.20kg / Working load limit: 40kg

**KCP-803 / KCP-803B Arm Coupler**

Length: 750mm / Weight: 1.55kg / Working load limit: 37kg

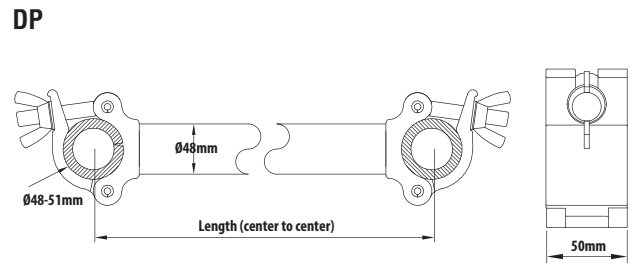
**KCP-804 / KCP-804B Arm Coupler**

Length: 1000mm / Weight: 1.90kg / Working load limit: 25kg

Pipe-to-pipe coupler offers a firm connection between two parallel tubes, and also for 90 degree crossover tubes. Feasible for tube diameter 48-51mm, and available in polished and black finish.



Parallel



**KCP-801-DP / KCP-801-DB** Pipe-to-pipe Coupler

Length: 250mm / Weight: 1.25kg / Working load limit: 200kg

**KCP-802-DP / KCP-802-DB** Pipe-to-pipe Coupler

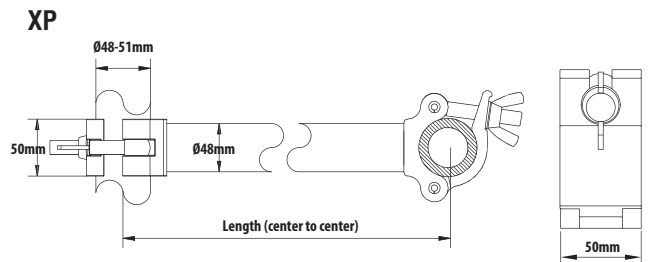
Length: 500mm / Weight: 1.60kg / Working load limit: 200kg

**KCP-804-DP / KCP-804-DB** Pipe-to-pipe Coupler

Length: 1000mm / Weight: 2.30kg / Working load limit: 200kg



Cross



**KCP-801-XP / KCP-801-XB** Pipe-to-pipe Coupler

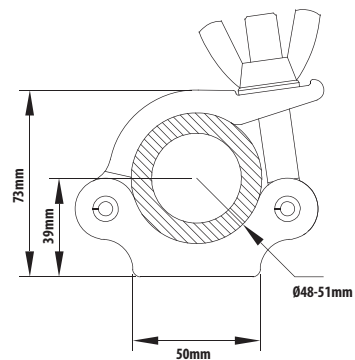
Length: 250mm / Weight: 1.25kg / Working load limit: 200kg

**KCP-802-XP / KCP-802-XB** Pipe-to-pipe Coupler

Length: 500mm / Weight: 1.60kg / Working load limit: 200kg

**KCP-804-XP / KCP-804-XB** Pipe-to-pipe Coupler

Length: 1000mm / Weight: 2.30kg / Working load limit: 200kg



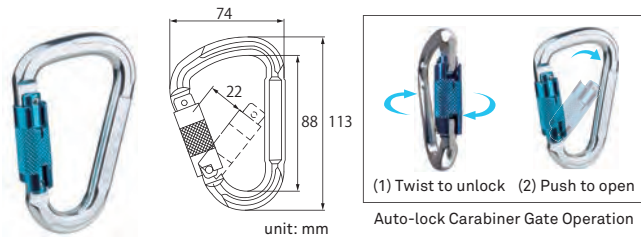
**KCP-847** Barrel Joiner **W** 0.96kg **↓** 300kg

Tube / Barrel joiner is made for providing quick connection for two tubes together end to end.



**WS-095** Screwdriver Slotted w/ T-Handle **W** 110g

Design for tightening or loosening virtually every camera tie-down screw made by OConnor, Sachtler, Cartoni, Panavision, Manfrotto, and others. Features an ergonomic T-handle shaped to fit the hand just right to put torque on the fastener to tighten or loosen. The sturdy chrome slotted steel is 50mm in length and provides great durability. The hardened blade with chrome plating is 13mm wide by 2mm thick.



**KS-283** Aluminum Alloy Carabiners **W** 100g

Made of heavy duty aircraft grade aluminum, the CE certificated (CE0321) carabiners are rated at 25kN (5,600lb) for major axis strength. The palm size D shape design makes it easy to carry and storage and the 22mm(0.87") opening also makes connect with other equipment effortless. The twist locking mechanism allows you to have confidence that it's impossible for it to come open by accident.



**KS-702** Mini Quick-Release Adapter **W** 30g

Made of nickel-plated brass, the quick release ball locking adapter comes with a stainless chain wire on one side and a spring clip on the other. It provides a great carrying solution for your gloves, spanners, straps and any tools which can be hold through a dia. 2mm wire and 10cm in length. The quick release ball locking adapter allows you to take off and lock your tools just in a snap.



**TL-17** Tool Lanyard **W** 80g **DL** 3kg

Made of durable nylon material with superior elastic rubber and steel metal hooks, the Kupo tool lanyards help to prevent from injury and damage caused by dropping tools when working high up in the air.

**Features:**

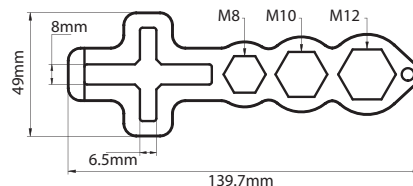
- Retractable tool lanyard with 2 lock snaps & fixed loop.
- Bungee rope helps to absorb the shock of a dropping tool.
- Prevent injury from failing tools.
- Avoid dropping tools and increase productivity.
- Quick release buckle clip for quick on/off and secure attachment.
- Tangle-free while use with other lanyards, and keep tethered tool move freely.



17mm (Width) Tool Lanyard, Black Working Length: from 74 to 137cm

**WS-140** Wingnut Multi-Spanner **W** 100g

Constructed with carbon steel and engineered for rigging demands, this smart gadget offers you the maximum versatility with the greatest durability. Made for M8, M10 and M12 with cross slot for wingnut and setscrews and built to meet the most common needs in the professional rigging industry. Palm-size and extremely lightweight. The spring hook for attaching the tool to your belt makes this must-have multi spanner easy to store and transport.



**Key features included:**

- 3 x Hex Bolt
- 2 x Wing Nut
- 2 x Set Screw
- 1 x Key Chain
- 1 x Bottle Opener
- 1 x Flat Screw Driver



YOUTUBE  
KUPU WINGNUT  
MULTI SPANNER  
(WS-140)






Tip: The ratchet is solely for swiftly turning screws and nuts that have been hand-tightened halfway.

**WS-240**  
Wing Nut Ratchet Wrench 19/22 mm **W** 0.45kg

The ratchet wrench for 19/22mm is made of solid steel forged with black finished. The 19mm hex socket features a 20mm depth and slotted is perfect for fitting into the standard wing nut on coupler and scaffolding. So it is ideal for riggers, stagehands and grips. A build-in switch lever allows you to change loosen or tighten mode in a second. Only 25cm in length is perfect for working in the tight spaces. The tapered handle tip allows bolt alignment or wire twisting with holes for tool safety lanyard. A gear lubricating hole on the top of ratchet for maintenance. It's a must have gadget that makes job easier.

**Speed Wing Nut**

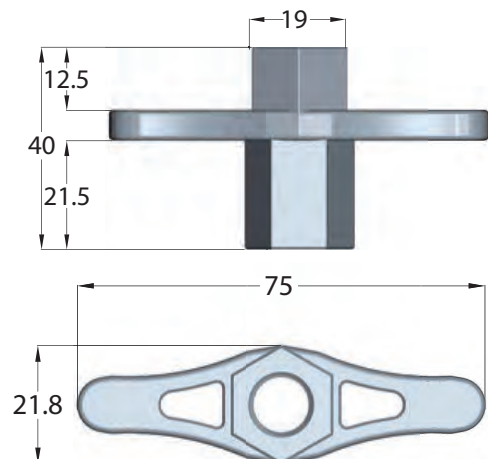
The distinctive speed wing nut is constructed from solid stainless steel, featuring a hex top and wings for easy tightening by hand or with a 19mm wrench which make them useful in application where adjustments or disassembly is frequently required. Speed wing nut works together with the coupler, speed rail and suction cup they act as whole car rigging system. The wings are off center so they can be mounted close each other without fight under a confined space. Standard speed wing nut is available with four threads including 1/2", 3/8", m12 and m10.



Speed Wing Nut works together with the coupler, speed rail and suction cup they act as whole car rigging system.



The hex top allows you to tighten by 19mm wrench.




Display couplers are built to provide convenient settlement of marketing material for trade fairs, where 2" tube truss is commonly accommodated but lack of ideal accessories to use with. Display Couplers are just made to satisfy such demand. Fabricated of burger coupler for 2" tube system. It is featuring light weight and sturdy profile, covering up wide ranges of trade show's demand, quick settlement and less tool required. It also helps your booth up with refreshing looks in chic and stylish design.




**KCP-901-PC Panel Clamp**

- For gripping material up to 0.8mm thickness, rendering a handy and easily fixing method for holding materials.
- For gripping material up to 0.8mm thickness.



**KCP-901-CH Catalogue holder**

- Combined with L-shape rack, turning this to be a robust and portable catalogue shelf on the go. 25cm (W) x 20cm (D) x 25cm (H).
- With book shelf (25cm / W x 20cm / D x 25cm / H).



**KD-742P Book Shelf**

- 25cm W x 20cm D x 25cm H - Maximum load 9 kg
- Mounting on KCP-700



**KD-743P Catalogue Shelf**

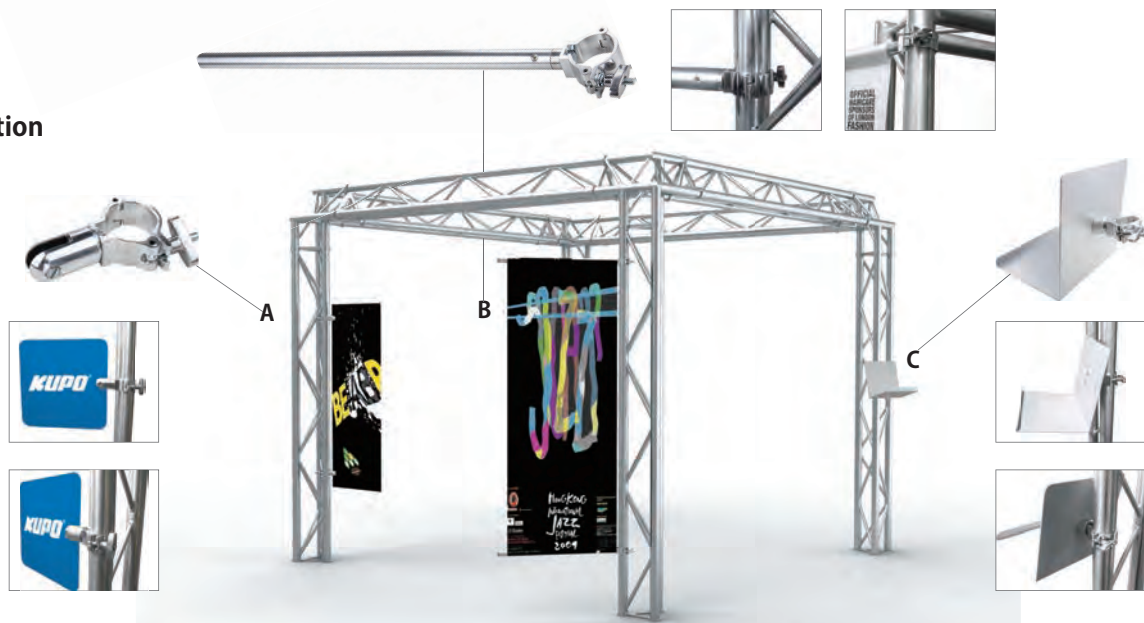
- 25cm W x 8.6cm D x 25cm H - Maximum load 9 kg
- Mounting on KCP-700



**KCP-901-PH Poster Hanger**

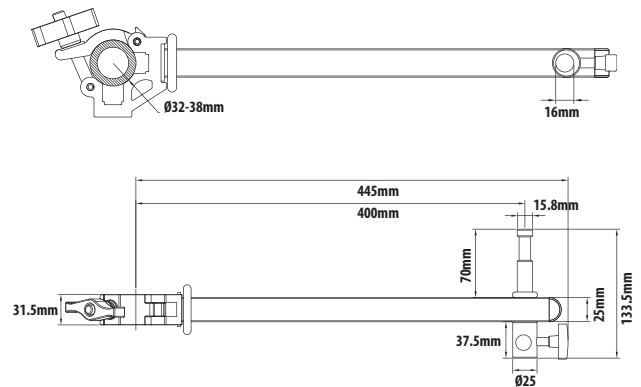
- With tool-free combination of dia. 25mm banner rod (length 61cm) and hex screw, poster can be conveniently demonstrated. Rig the poster anywhere 2" tube is available.
- With dia. 2.5mm banner rod (rod length 61cm).

**Application**





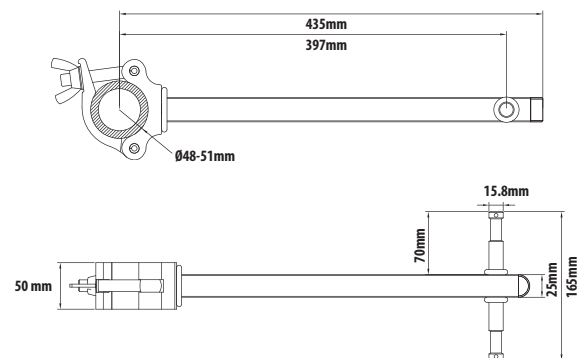

Side arm provides a convenient rigging position for the luminaire to attach on the truss or pipe. One side is assembled with a classic aluminum alloy coupler and the other is fitted with 16mm stud, or 16mm receiver, or 28mm receiver. Chrome-plated and robust square extension pole for the greatest durability.



**KCP-806 Side Arm with Baby Pin / Receiver**

20kg

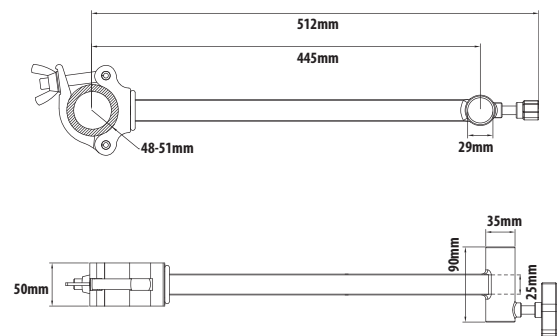
he same function as KCP-808 but specially design for tube size from 31mm (1.25”) to 38mm (1.50”). For example, it can fit into C-stand tube size 35 mm (1.4”). With the welding adapters included one baby pin and baby receiver, it off ers the flexibility of connecting the small lighting fi xture with the baby pin and other accessories with the baby receiver.



**KCP-808 Baby Side Arm**

20kg

Baby side arm with heavy duty coupler fits on tubes with diameters 2”(51mm) with a total length 380mm and double baby pins. This enables you to position a light head or grip head at a lower position or mount an additional light without the need for another stand.



**KCP-809 Junior Side Arm**

40kg

A heavy duty coupler with 380mm side arm and junior receiver, which allows offsetting or adding a large light fixture on a stand either over or under (a safety linchpin is attached).

The strut channel is widely used in electrical support system and construction. It is made from thickness 2mm roll steel and folded with inward-curving shape to strengthen the stiffness for providing the greatest support and connecting other components. Formed in box size 1-5/8" (41mm) by 1-5/8" (41mm) and oval-slotted in 10 x 32mm. Available with surface treatment of galvanized or hotdipped galvanized.

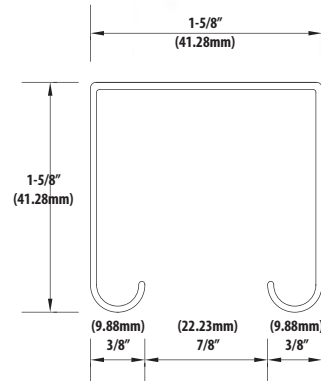



**KT-S300SG** Strut Channel

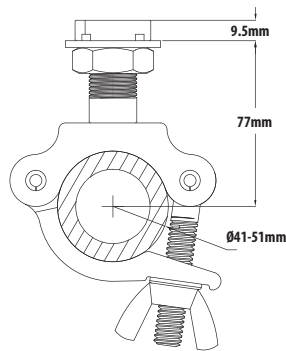
3M Strut Channel, 41(W) x 41(H) x 2(T)mm, Oval-slotted, Galvanized

**KT-S300SH** Strut Channel

3M Strut Channel, 41(W) x 41(H) x 2(T)mm, Oval-slotted, Hot-Dipped Galvanized.



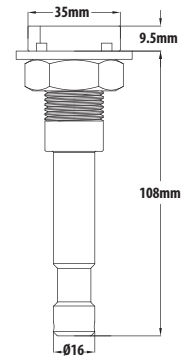
Strut channel adapters are used for hanging fixture or pipe to strut channel. Each strut channel adapter is welded with grooved top piece that can easily access to the track and hold the channel tightly. With strut channel adapter you will find it easy and fast to position the lighting fixture on the strut channel than ever. Suitable for standard 1-5/8" (width) strut channels. Strong and durable. WLL rated 220kg (440lbs).



**KT-057**

Strut Channel Adapter w/ half coupler for 2"(50mm) tube  
For adapting strut channel to pipe or tube.

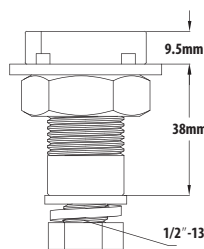
W 0.7kg Working Load Limit 220kg



**KT-058**

Strut Channel Adapter w/ 5/8" (16mm) baby pin  
For hanging film / video fixture or equipment.

W 0.3kg Working Load Limit 200kg



**KT-056**

Strut Channel Adapter w/ 1/2"-13 bolt & nut  
For hanging lighting fixture or equipment.

W 0.2kg Working Load Limit 220kg

**How to fasten the strut channel adapter:**

1. Insert the adapter into the strut channel.
2. Rotate 90 degree.
3. Fasten the large hex nut to lock up with the channel.



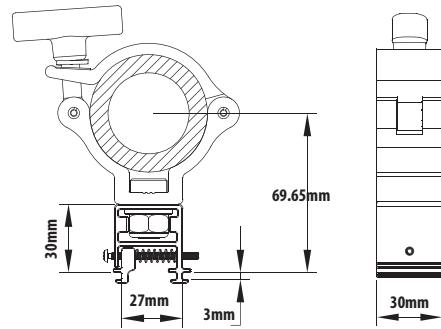
A neat solution for attaching 3-phase (3 circuits) or DALI lighting track on Ø2"(48-51mm) pipe, tube or truss. This patented clamp is constructed of classic burger coupler with aluminum alloy, making it sturdy yet compact and lightweight. Quick set-up and flexible with adjustments. Feasible for 3-phase lighting track including ERCO, EUTRAC, ZUMBETOL and GLOBAL TRAC.



YOUTUBE  
UNIVERSAL  
LIGHT TRACK COUPLER



PATENTED



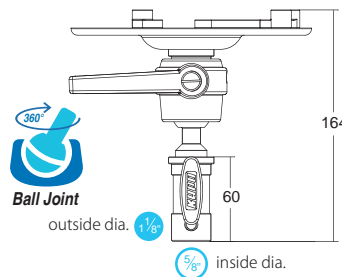
**KCP-907** Universal Light Track Coupler

W 0.19kg ↓ 20kg

Working with well-known track brands as followings:



Literally user-friendly and like no others. These versatile and one-of-a-kind projector mounts are fabricated with ball joint, providing totally 360 degree movement for fine positioning, and saving you much working time. Ratchet handle gives a positive and firm lock to fasten. The base is slotted with vortex pattern for maximum flexibility of accommodating diverse brands of projectors. KD-300 bi-functional top can be used as dia. 16mm socket (hole) or dia. 28mm spigot for fitting various clamps. KD-300-J fabricated with 17mm stud for fitting with specific junior receiver. KD-301 is made with larger ball joint to fulfill higher load capacity 25kg.



Application

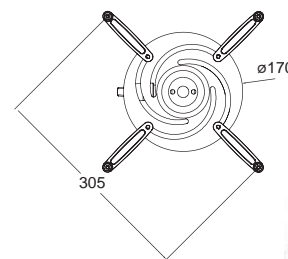
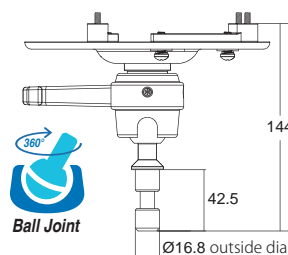


**KD-300**  
Universal Projector Mount w/ 16mm Receiver

W 1.05kg ↓ 15kg



YOUTUBE  
UNIVERSAL  
PROJECTOR MOUNT



**KD-300-J**  
Universal Projector Mount w/ 17mm stud

W 1.0kg ↓ 15kg

**KD-301**  
Heavy Duty Universal Projector Mount w/16mm Receiver

W 1.4kg ↓ 25kg



**KS-529C**

Half Couper for LCD Monitor Gas-Spring Arm **W** 730g

Designed for LCD monitor gas-spring arm (KS-528) to attach to dia. 48mm pipe or 2" truss system. It comes with T handle for comfortable grip and operation. Built up with sturdy aluminum alloy. Load capacity 8kg (subject to maximum working weight of KS-528)



Adapter only without Convi clamp

**W** 150g

**KS-529** Gas Spring Arm Adapter for Convi Clamp

CNC made aluminum adapter is designed for effortless connecting your gas spring arm for VESA mount (KS-528) with Super Convi Clamp that allows you to mount your gas spring arm on pole, stand or any tube from 5 to 51mm in diameter. (Super Convi Clamp is not included).

The Kupo gas-spring articulating arm is an ergonomics interactive LCD Monitor VESA mount that allows effortless adjustment for viewing comfort on light stand or any equipment comes with 5/8" (16mm) baby stud. The quick-release VESA plate that enables to rig monitor on the arm easily and fits most screens 17" to 32" in size and 8kg (17.6lbs) in weight with VESA 75 x 75mm or 100 x 100mm mounting holes. The movable cable clamps also equipped keep the cables well organized that provides a neat appearance and safe working environment. Allen keys are also supplied for easy adjustments of tilt, pan and loading adjustments.



**YOUTUBE**  
**KUPO MOUNTING SOLUTION FOR LCD MONITOR GAS-SPRING ARM (KS-528 & KS-529 & KS-529C)**



**Detachable VESA Plate**

1. Mounting your monitors is a simple process with detachable VESA bracket plate.
2. Step-by-step manual and the necessary tools & hardware for assembly are provided.



**Full Motion**

Place your displays landscape and portrait, 360° joint and 180° swivel, it's easily to share screen with others through the full motion function.

- Weight Capacity: 3-8kg (6.6-17.6lbs)
- Rotation: 90° for portrait or landscape viewing (right & left)
- Colors: Silver
- Material: Aluminum Alloy
- Standard Mounting Mode: Light Stand with 5/8" (16mm) baby stud
- Optional Mount Mode: Convi clamp mounting adapter (KS-529) is available up on request
- Extension: 590mm at full extension
- Lift: 200-500mm
- Display Compatibility: VESA 75/100mm



Four M4 screws are included

**KS-528** VESA Gas-spring Articulating Arm **W** 3kg

**W** 8kg



**KS-580 iMac Stand Mount Adapter** W 0.41kg

This precision-machined aluminum adapter is specially designed for easy mounting of your iMac desktop computer (Compatible with 21" and 27" iMac models) on the light stand top which comes with a 5/8"(16m) baby stud. The triangle plates are made with 4mm thick high-grade aluminum which can be securely attached to the iMac's cable pass-through hole with M6 bolts x 3 pcs (included). A 1/4"-20 female threaded and 3/8"-16 female threaded are drilled on the top 5/8" (16mm) baby receiver adapter for attaching any lighting, video or photo accessories. Comes with 1/4"-20 or 3/8"-16 male threaded. A simple yet reliable solution to mount your iMac.

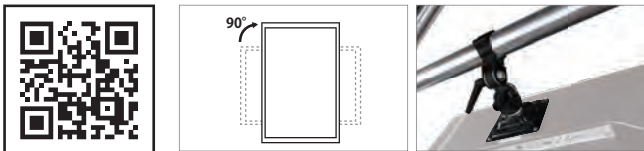




**KS-590 iMac Truss Mount Clamp** W 0.61kg

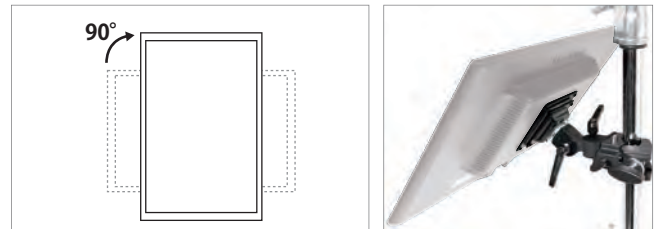
Features a coupler for a 2" tube connected with the triangle plates which allows secure mounting of your iMac desktop computer (Compatible with 21" and 27" iMac models) on the truss system or any tube that comes with O.D. 50mm. The brushed aluminum finish melded with the look of an iMac, giving an attractive and functional set up.

**Features**

1. Constructed from solid aluminum keeps your iMac safe and secure on light stand.
2. No need to remove the stand or modify the iMac to mount on the light stand top.
3. Mount Kit for Apple 21.5" and 27" iMac Display.



Easy and instantaneous rotation from landscape to portrait.



Easy and instantaneous rotation from landscape to portrait.

YOUTUBE  
KUPO MONITOR  
ARM WITH  
BURGER  
COUPLER  
(KCP-879)



**KCP-879 Monitor Arm w/ Burger Coupler**

Features a burger coupler equipped on the monitor arm allows to mount LCD monitor on Ø2"(48-51mm) truss effortless. Two ratcheting handle designed for easy slight pan and title movement. Standard VESA mounting point 75 x 75mm are drilled on the square black metal panel and adapter to 100 x 100mm is also included. Max loading weight: 8 kg (17.6 lbs)

W 0.8kg Working Load Limit 8kg



**KS-088 Monitor Arm w/ Hex Baby Pin**

Same structure as KS-308 but designed for connecting an LCD monitor with Convi clamp by the knurled neck of the hex baby pin.

W 1.38kg Working Load Limit 20kg

VESA screen truss mount is designed for a mounting monitor or television to a 30-40cm truss. With standard VESA spacing both 75mm and 100mm, this bracket provides a much space-saving and effortless solution for mounting VESA monitor or television to the truss. Made of 5mm thickness rolled steel, the bracket is extremely strong and robust for mounting the equipment. It comes with two slim half couplers for rigging the tube diameter 2" (50.80mm).

## Features

1. Compact and low profile
2. Made of 5mm robust steel
3. For VESA Spacing 75mm and 100mm
4. Suitable for common 30-40cm truss system
5. With two slim half couplers for attaching tube diameter 2"(50.80mm)



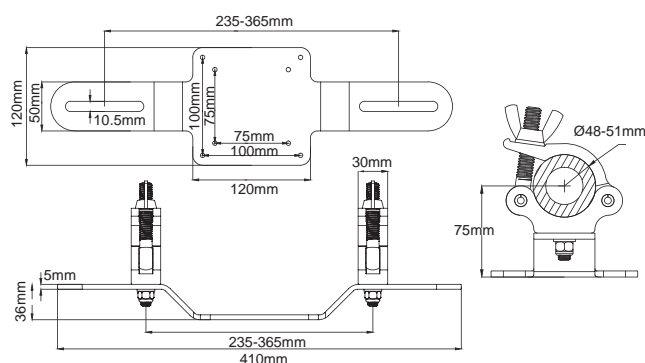
YOUTUBE  
KUPO VESA SCREEN  
TRUSS MOUNT (KCP-886)



Horizontal truss mount



Vertical truss mount



## KCP-886 Vesa Screen Truss Mount 25kg



YOUTUBE  
KUPO VESA MOUNTING  
ADAPTER 100/200 (KS-512)



## KS-512 Vesa Mounting Adapter 100 / 200

Fabricated of solid aluminum, this adapter easily helps you to expand standard VESA 75/100 mounting hole to larger spacing 100/200, for attaching flat TV with such mounting spacing accordingly. Slim, lightweight and quick installation.

## Features

1. Expand VESA 75 x 75 and 100 x 100 to 200 x 100, and 200 x 200mm.
2. Made of aluminum alloy; set for 4 pieces.
3. Come with M8 Allen key bolts and M4 screws.
4. Suitable for KCP-886 and KCP-879.



YOUTUBE  
KUPO VESA MOUNTING  
ADAPTER 300/400 (KS-534)



## KS-534 Vesa Mounting Adapter 300/400

This VESA adapter helps you to expand standard VESA 75/100 mounting hole to larger spacing including 200, 300 and 400mm, making an easy way for large flat TV to attach. Made of robust steel bar with black finish. Streamline, compact, and quick installation.

## Features

1. Expand VESA 75 x 75 and 100 x 100 to 200 x 300, 200 x 400, 300 x 300, 300 x 400, and 400 x 400mm
2. Made of solid steel bar; set for 4 pieces
3. Come with M8 Allen key bolts and M4 screws
4. Suitable for KCP-886 (VESA screen truss mount)

This provides the most versatile installation for a flat panel television. This TV truss mount is designed for accommodating large TV screens from 37" to 52", for rigging on 30/40cm truss system. It features 15 degree forward and backward viewing angle adjustments as well as side-to-side positioning after installation. Gliding the brackets on the wall plate groove and buckling up with the safety hook secure the installation firmly. Slim and low profile for tidy appearance. The frame is made of heavy-duty metal with a durable power-coated finish.

**Specification**

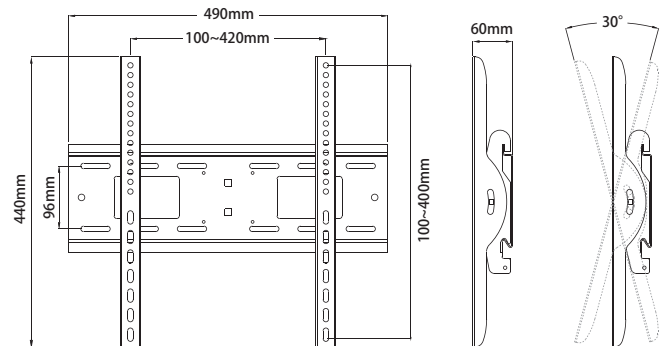
Suitable for 37" to 52" flat TV screens. / Load Capacity: 80kgs  
Tilt Adjustment: 0-30 degree (forward + backward)



Horizontal truss mount



Vertical truss mount



**KCP-887 Universal TV Tilt Truss Mount**

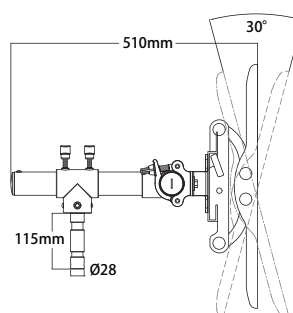

The combination of universal TV tilt truss mount and the aluminum tubes & pipe fittings, this unique mounting hardware enables the user to put a flat TV screen together with a lighting stand without too much effort. Sliding pipe fitting is supplied with two knobs for making offset adjustment easily. The 28mm junior spigot is good for large lighting stands. Suitable for 37" to 52" flat TV screen.

**Specification**

- 1. Load Capacity: 30kg
- 2. Weight: 9.5kg
- 3. Suitable for 37" to 52" flat TV screen
- 4. Tilt Adjustment: 0-30 degree (forward + backward)




Universal TV Tilt Stand Mount sets a flat TV screen on 483T wind-up stand.



**KCP-888 Universal TV Tilt Stand Mount**

A series of couplers that fit the tube outside diameter smaller than typical 2" tube, ranging from 20mm to 40mm. Made of 6061-T6 high tensile extruded aluminum alloy with compact profile and diverse models. Ideal for lightweight fixture for shop, display and museum. Available in black and polish finish.



## Mini Half Coupler

Item	Type	Feasible tube size	Attachment	Load Capacity
KCP-0201	Mini Coupler 20	18-21mm	M6 x 25mm bolt + wing nut	100kg
KCP-0201B	Mini Coupler 20, Black	18-21mm	M6 x 25mm bolt + wing nut	100kg
KCP-811	Mini Coupler 25	23-25.4mm	1/4"-20 x 3/4" bolt + nylon lock nut	100kg
KCP-811B	Mini Coupler 25, Black	23-25.4mm	1/4"-20 x 3/4" bolt + nylon lock nut	100kg
KCP-0301	Mini Coupler 30	28-32mm	M6 x 25mm bolt + wing nut	100kg
KCP-0301B	Mini Coupler 30, Black	28-32mm	M6 x 25mm bolt + wing nut	100kg
KCP-0351	Mini Coupler 35	32-35mm	M8 x 35mm bolt + wing nut	100kg
KCP-0351B	Mini Coupler 35, Black	32-35mm	M8 x 35mm bolt + wing nut	100kg
KCP-0401	Mini Coupler 40	38-41mm	M10 x 30mm bolt + wing nut	100kg
KCP-0401B	Mini Coupler 40, Black	38-41mm	M10 x 30mm bolt + wing nut	100kg





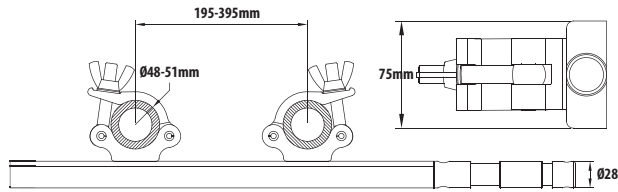
### Mini Swivel Coupler

Item	Type	Feasible tube size	Load Capacity	Color
KCP-0202	Mini Swivel Coupler 20	20-22mm	100kg	Silver
KCP-0202B	Mini Swivel Coupler 20, Black	20-22mm	100kg	Black
KCP-815	Mini Swivel Coupler 25	23-25.4mm	100kg	Silver
KCP-815B	Mini Swivel Coupler 25, Black	23-25.4mm	100kg	Black
KCP-0302	Mini Swivel Coupler 30	25-28mm	100kg	Silver
KCP-0302B	Mini Swivel Coupler 30, Black	25-28mm	100kg	Black
KCP-0352	Mini Swivel Coupler 35	30-35mm	100kg	Silver
KCP-0352B	Mini Swivel Coupler 35, Black	30-35mm	100kg	Black
KCP-0402	Mini Swivel Coupler 40	35-40mm	100kg	Silver
KCP-0402B	Mini Swivel Coupler 40, Black	35-40mm	100kg	Black



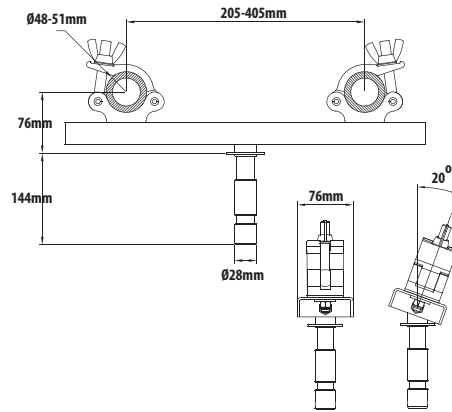
### Mini Eye Ring Coupler

Item	Type	Feasible tube size	Attachment	Load Capacity	Color
KCP-0203	Mini Eye Ring Coupler 20	20-22mm	M6 Eye Ring	90kg	Silver
KCP-0203B	Mini Eye Ring Coupler 20, Black	20-22mm	M6 Eye Ring	90kg	Black
KCP-812	Mini Eye Ring Coupler 25	23-25.4mm	M6 Eye Ring	90kg	Silver
KCP-812B	Mini Eye Ring Coupler 25, Black	23-25.4mm	M6 Eye Ring	90kg	Black
KCP-0303	Mini Eye Ring Coupler 30	25-28mm	M6 Eye Ring	90kg	Silver
KCP-0303B	Mini Eye Ring Coupler 30, Black	25-28mm	M6 Eye Ring	90kg	Black
KCP-0353	Mini Eye Ring Coupler 35	30-35mm	M6 Eye Ring	90kg	Silver
KCP-0353B	Mini Eye Ring Coupler 35, Black	30-35mm	M6 Eye Ring	90kg	Black
KCP-0403	Mini Eye Ring Coupler 40	35-40mm	M10 Eye Ring	100kg	Silver
KCP-0403B	Mini Eye Ring Coupler 40, Black	35-40mm	M10 Eye Ring	100kg	Black



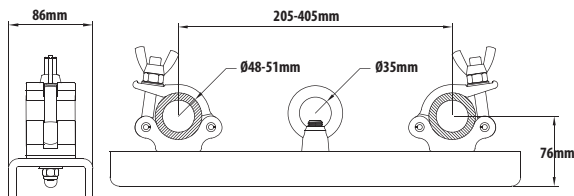
**KCP-835V** Ladder Truss Coupler

W 3.10kg ↓ 200kg



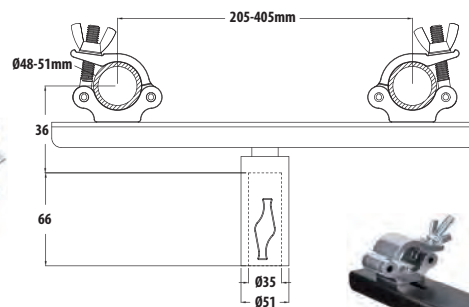
**KCP-835** Truss Coupler

W 3.10kg ↓ 200kg



**KCP-835L** Lifting Truss Coupler

W 5.0kg ↓ 500kg ⚙ M16



**KCP-835F** Truss Adapter for Speaker Stand

W 3.9kg ↓ 200kg

Easily transforming a simple speaker stand to a truss lifter. Equipped with 35mm receiver, this adapter fits most of speaker stands in the market and suits the truss tube span 205-405mm. Chrome-plated center piece with hand-tightening knob.

The Kupo telescopic hanger family features a quick release clamp allowing the user to quickly and securely suspend a lighting fixture or other equipment overhead for an unobstructed floor area. Constructed by quality steel with a superior chrome plated surface treatment for lasting durability. A stirrup head is on the end of the telescopic hanger designed for those lighting fixtures with clamps mounted on the head directly. A universal adapter is also available on the hanger for those lighting fixtures with a junior pin securely mounted on telescopic hangers. Safety pins for both versions are equipped to prevent the riser from slipping. A full range of telescopic hangers are supplied from lengths 3 to 10 feet (91.4 cm ~ 304.8 cm) to meet all industrial requirements.



Stirrup Head: Dia. 40mm      Baby pin: 5/8" (16mm)



**KS-215 & KS-215B Stirrup Head**

Made of 5mm thick gauge aluminum alloy and welded with dia. 50mm tube, this stirrup head is designed for mounting lighting fixtures with clamp or coupler. Dia. 12.5mm hole on the bracket for attaching telescopic hanger or drop pole. Available in black and silver paints. Load capacity 100kg



**YOUTUBE TELESCOPIC HANGERS**

**PATENTED**

Quick Release Clamp allows user to Quickly and Securely Suspend a Lighting Fixture Overhead for an Unobstructed Floor Area.



Stirrup head



**YOUTUBE KUPO TELESCOPIC HANGER W/ STIRRUP HEAD**

**KTHS-0306 Short Telescopic Hanger w/ Stirrup Head**

<b>L</b> 91.4cm 3 feet	<b>H</b> 182.8cm 6 feet	<b>W</b> 5.3kg 11.7lbs	<b>↓max</b> 40kg 88lbs
---------------------------	----------------------------	---------------------------	---------------------------

**KTHS-0408 Medium Telescopic Hanger w/ Stirrup Head**

<b>L</b> 121.9cm 4 feet	<b>H</b> 246.8cm 8 feet	<b>W</b> 6kg 13.2lbs	<b>↓max</b> 40kg 88lbs
----------------------------	----------------------------	-------------------------	---------------------------

**KTHS-0510 Long Telescopic Hanger w/ Stirrup Head**

<b>L</b> 152.4cm 5 feet	<b>H</b> 304.8cm 10 feet	<b>W</b> 6.7kg 14.8lbs	<b>↓max</b> 40kg 88lbs
----------------------------	-----------------------------	---------------------------	---------------------------

**KTHU-0306 Short Telescopic Hanger w/ Universal Head**

<b>L</b> 91.4cm 3 feet	<b>H</b> 182.8cm 6 feet	<b>W</b> 5.3kg 11.7lbs	<b>T</b> v
---------------------------	----------------------------	---------------------------	------------

- Baby pin ( 16 mm spigot) max load: 10 kg / Junior receiver ( 28 mm socket) max load: 40 kg
- Linch Pin is attached with safety wire.

**KTHU-0408 Medium Telescopic Hanger w/ Universal Head**

<b>L</b> 121.9cm 4 feet	<b>H</b> 246.8cm 8 feet	<b>W</b> 6kg 13.2lbs	<b>T</b> v
----------------------------	----------------------------	-------------------------	------------

- Baby pin ( 16 mm spigot) max load: 10 kg / Junior receiver ( 28 mm socket) max load: 40 kg
- Linch Pin is attached with safety wire.

**KTHU-0510 Long Telescopic Hanger w/ Universal Head**

<b>L</b> 152.4cm 5 feet	<b>H</b> 304.8cm 10 feet	<b>W</b> 6.7kg 14.8lbs	<b>T</b> v
----------------------------	-----------------------------	---------------------------	------------

- Baby pin ( 16 mm spigot) max load: 10 kg / Junior receiver ( 28 mm socket) max load: 40 kg
- Linch Pin is attached with safety wire.

**KTHU-0712 Extra Long Telescopic Hanger w/ Universal Head**

<b>L</b> 213cm 7 feet	<b>H</b> 366cm 12 feet	<b>W</b> 7.0kg 15.4lbs	<b>T</b> v
--------------------------	---------------------------	---------------------------	------------

- Baby pin ( 16 mm spigot) max load: 10 kg / Junior receiver ( 28 mm socket) max load: 40 kg
- Linch Pin is attached with safety wire.




Universal head



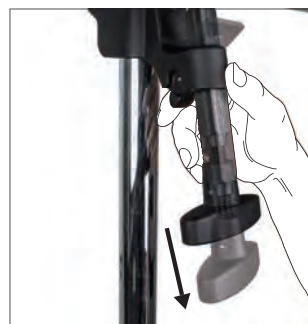
**YOUTUBE KUPO TELESCOPIC HANGER W/ UNIVERSAL HEAD**



Quick action clamp for rigging on tube size from 25~55 mm.



Push to lock



Press to release



Safety pin

Kupo Lightweight telescopic hangers are made of solid steel with matt black powder coated finish, designed for mounting with lightweight fluorescents, LED lights or any lighting fixtures less than 15kg (33lbs) weight. Features a safety wire equipped on the column to avoid the iron casting clamp unexpectedly dropping off and the quick release ball safety pin is also equipped to prevent the riser from slipping. The iron casting clamp used for pipe from 1-1/2" (35mm) to 2-1/2" (65mm) O.D. and the collar on the top of telescopic hanger keeps it safe for pan adjustment while the knob of the clamp is loosened. The stirrup head on the end of the telescopic hanger is for those lighting fixtures that come with clamps that can be mounted on the hanger directly. Any lighting fixtures equipped with 5/8" (16mm) baby receiver can be mounted on the baby pin on the end of the telescopic hanger.



Stirrup Head: Dia. 40mm



Baby pin: 5/8" (16mm)

### KLHS-0103 Short Lightweight Telescopic Hanger w/ Stirrup Head

**L** 53.3cm 1.74 feet   **H** 91.4cm 3 feet   **W** 3kg 7.62lbs   **↓max** 15kg 33lbs

### KLHS-0204 Medium Lightweight Telescopic Hanger w/ Stirrup Head

**L** 68.8cm 2 feet   **H** 121.9cm 4 feet   **W** 3.6kg 7.92lbs   **↓max** 15kg 33lbs

### KLHS-0306 Long Lightweight Telescopic Hanger w/ Stirrup Head

**L** 91.4cm 3 feet   **H** 182.8cm 6 feet   **W** 4kg 8.8lbs   **↓max** 15kg 33lbs

### KLHB-0103 Short Lightweight Telescopic Hanger w/ Baby Pin

**L** 53.3cm 1.5 feet   **H** 91.4cm 3 feet   **W** 2.5kg 5.5lbs   **↓max** 15kg 33lbs

### KLHB-0204 Medium Lightweight Telescopic Hanger w/ Baby Pin

**L** 68.8cm 2 feet   **H** 121.9cm 4 feet   **W** 2.8kg 6.16lbs   **↓max** 15kg 33lbs

### KLHB-0306 Long Lightweight Telescopic Hanger w/ Baby Pin

**L** 91.4cm 3 feet   **H** 182.8cm 6 feet   **W** 3.2kg 7.04lbs   **↓max** 15kg 33lbs



### KS-215 & KS-215B Stirrup Head

Made of 5mm thick gauge aluminum alloy and welded with dia. 50mm tube, this stirrup head is designed for mounting lighting fixtures with clamp or coupler. Dia. 12.5mm hole on the bracket for attaching telescopic hanger or drop pole. Available in black and silver paints. Load capacity 100kg.



Quick release ball safety pin prevents the riser from slipping.



Safety wire equipped on the column to avoid clamp unexpected drop-off.



1/4"-20 female thread on the top of 5/8" (16mm) baby pin.



The collar on the top of the telescopic hanger keeps it safe for pan adjustment while the knob of the clamp is loosened.



YOUTUBE  
TELESCOPIC HANGERS

PATENTED

Quick release clamp allows quick and secure suspension of a lighting fixture overhead for an unobstructed floor area.



Push to lock



Press to release



### KCP-817

Quick Action Pipe Clamp **W** 1.1kg **↓** 50kg

Kupo Quick Action Pipe Clamp is designed for rigging on a pipe with diameters from 25mm (0.9") – 55mm (2.1"). Features an unique quick action locking device which allows you to tighten or loosen the knob in just a snap. The telescopic column is available for hanging a lighting fixture by attaching any pipe with max dia. 35mm in vertical and max dia. 30mm in horizontal direction. The 28mm (1-1/8") stud can be also used for directly hanging a lighting fixture or any gear with a 28mm (1-1/8") stud.



### KCP-818 Adjustable Baby Side Arm **W** 2.1kg

Designed for offsetting lighting fixtures or accessories with twin baby (16mm) pins from a stand. Features an adjustable quick release coupler which mounts on tube sizes from 25-50 mm and can be positioned anywhere along the 15" (380mm) length quickly and easily.



### KCP-819 Adjustable Junior Side Arm **W** 2.1kg

Designed for offsetting a boom arm or large lighting fixture from a heavy duty stand. Features an adjustable quick release coupler which mounts on any tube size from 25-50 mm and can be positioned anywhere along the 16.1" (410 mm) length quickly and easily.



C-02 is industrial standard hook clamp made of 6 mm x 25 mm rolled steel with protective tab for positive rigging to 48-51mm barrel or truss without damaging the tube. Standard finish is Galvanized or black powder coating.



**C-02N / C-02BN Clamp** W 0.39kg ↓ 40kg  
Wing Bolt / M12 Bolt & Nylon nut: yes



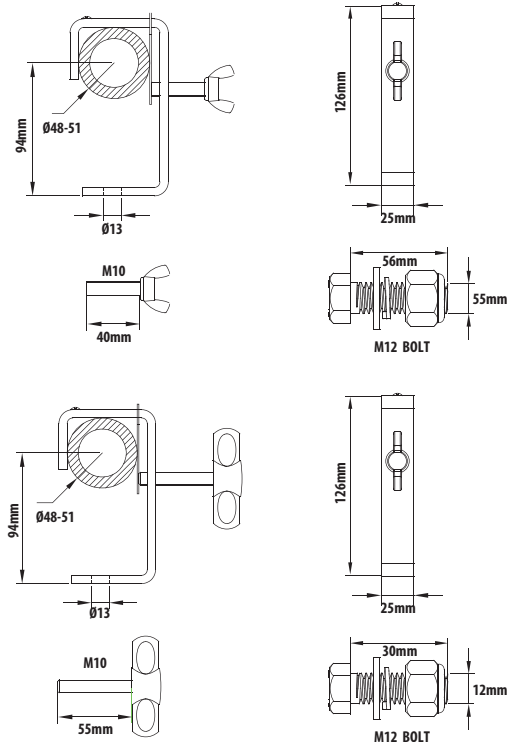
**C-02TN / C-02TBN Clamp** W 0.41kg ↓ 40kg  
T-Handle / M12 Bolt & Nylon nut: yes

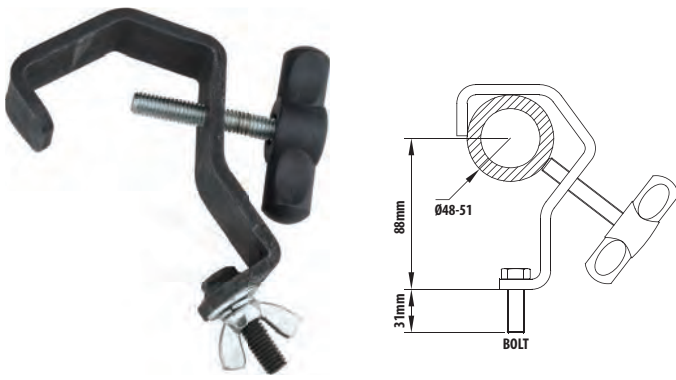


**C-02N-P / C-02BN-P Clamp** W 0.39kg ↓ 40kg  
Wing Bolt / M12 Bolt & Nylon nut: yes / Protective tab: yes



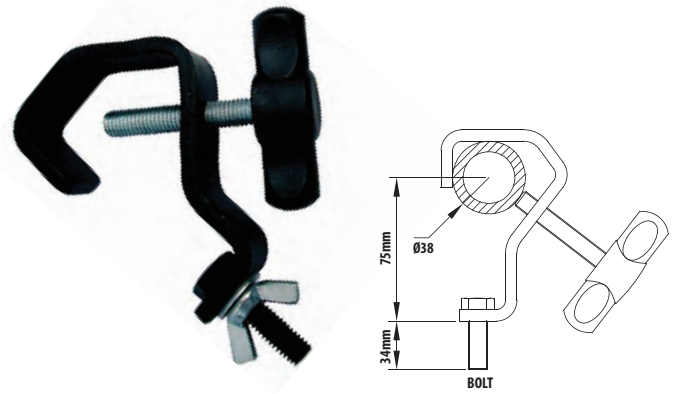
**C-02TN-P / C-02TBN-P Clamp** W 0.41kg ↓ 40kg  
T-Handle / M12 Bolt & Nylon nut: yes / Protective tab: yes





**C-03 Steel Hook Clamp** W 0.43kg ↓ 40kg ⚙ 3/8"-16

C-03 is heavy duty G clamp of 6mm x 32mm rolled steel. T handle pipe bolt offers an easy grip on standard 2" (51 mm) tube or square pipe. The clamp is supplied with welded yoke bolt and wing nut. Standard finish in black.



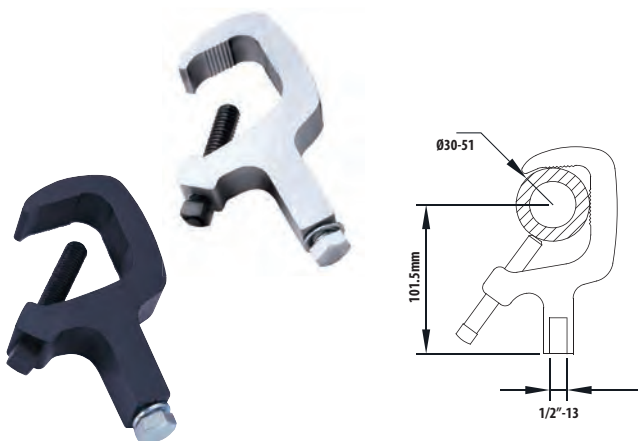
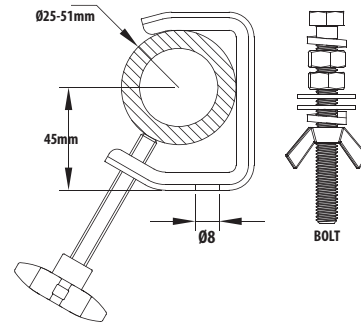
**C-03S Steel Hook Clamp for 1.5" Tube** W 0.43kg ↓ 40kg ⚙ 3/8"-16

C-03S is the miniature size of standard C-03 clamp to fit tube 1.5".



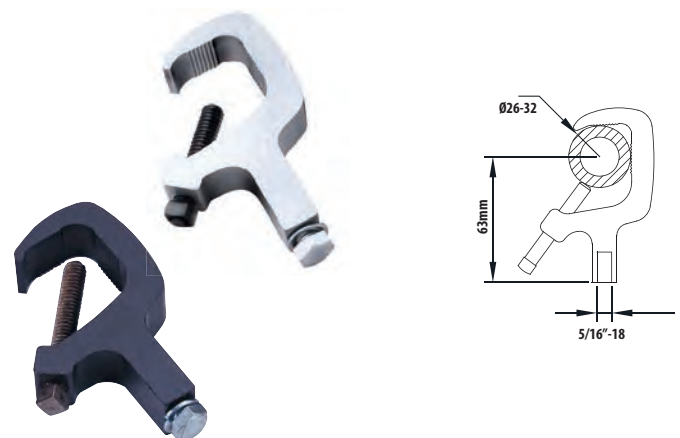
**C-04 Steel Hook Clamp** W 0.19kg ↓ 10kg ⚙ M8 x 75mm

C-04 steel G clamp is suitable for securing Pin spot or D.J. effect lighting on dia. 25-51mm tube. Standard finish in black.



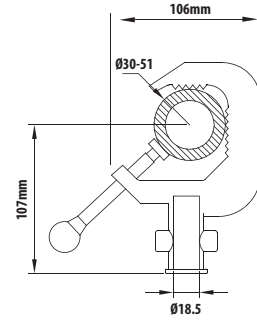
**C-08 / C-08B** W 0.38kg ↓ 275kg ⚙ 1/2"-13  
Aluminum Extrusion Clamp

The C-08 clamp is made from high tensile extruded aluminum. It is light weight and strong hanging hardware for conventional fixture. The interior teeth of clamp are designed to grip the tube from 1-1/4" to 2" tube. With 1/2"-13 yoke bolt and washer. Black anodized finish.



**C-09 / C-09B** W 0.09kg ↓ 55kg ⚙ 5/16"-18  
Mini Aluminum Extrusion Clamp

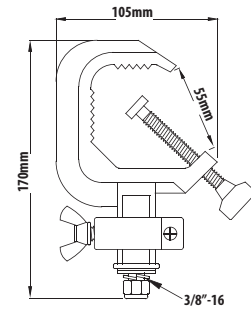
C-09 clamp is same profile as C-08 but with miniature size. It is ideal for hanging fixture like Par16 birdie or LED fixture on to a tube from 1" to 1-1/4" tube. with 5/16"-18 yoke bolt and washer.



**C-05 / C-05B Aluminum Alloy Hook Clamp**

W 0.45kg ↓ 40kg ⚙ 3/8"-16

Light weight aluminum die casting hook clamp comes with a dia.17mm spigot (Dabo) with 3/8"-16 bolt for fixture yoke. Intend for rigging Par can and lightweight fixtures. A wing bolt allows no tool loosen to do pan adjustment quick and safely. The pipe bolt is built with truss protector to avoid possible truss damage. It is designed for finger tight only and overhanging is not suggested.

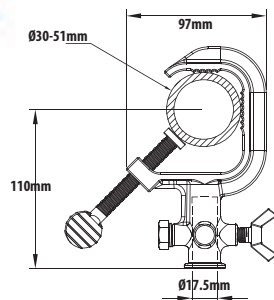


**C-05QP Quick Release Aluminum Alloy Hook Clamp**

W 0.48kg ↓ 40kg ⚙ 3/8"-16

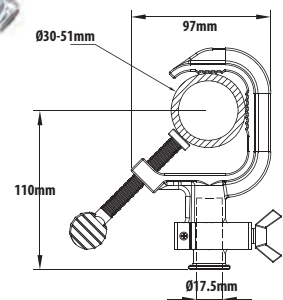
same as C-05 hook clamp but with a spring release collar to lock spigot automatically and push to release quickly.

Same features with C-05 clamp but made with iron casting material for heavier duty and durability. Fit tube diameter 30-51mm. Standard finish in black. C-01QP comes with quick locking latch for holding the spigot (DABO) automatically and releasing without too much effort.



**C-01B Steel Iron Casting Clamp**

W 0.64kg ↓ 40kg ⚙ 3/8"-16

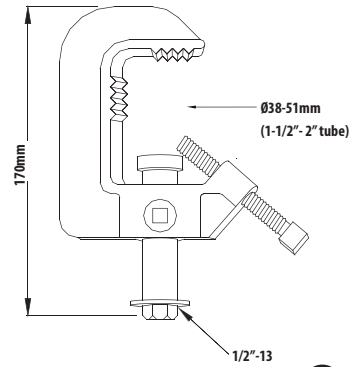


**C-01QB Quick Release Steel Iron Casting Clamp**

W 0.64kg ↓ 40kg ⚙ 3/8"-16



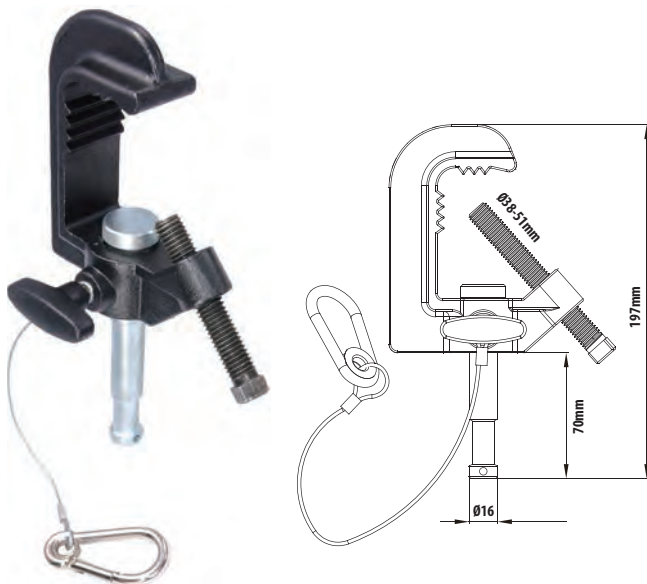
The classic C clamp or pipe clamp is designed for most hanging applications. Intend for use from O.D. 1-1/2" to 2"(38mm-51mm)iron pipe in theater. 2-1/2"long steel shaft with 1/2"-13 yoke bolt and wash. A square head pan set screw allows you to rotate the fixture. Comes in black powder coat finish.



**C-06 Heavy Duty Iron Casting Clamp**

W 0.87kg W 100kg

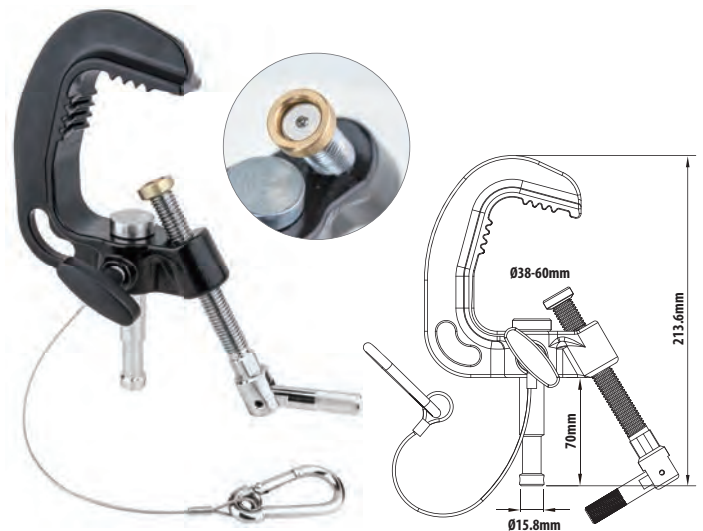
NOTE: When using c-clamps care must be taken. Do not over-tight the pipe bolt which affixes the clamp to the batten. If this bolt is over-tighten, it can easily dimple or "drill" into the batten seriously compromising the strength of the batten. A finger tight plus half turn with the wrench is all that required.



**C-16 Baby Pipe Clamp**

W 0.95kg W 100kg

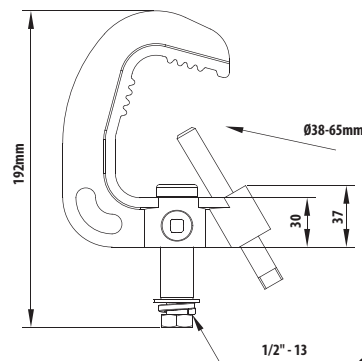
It is identical old C clamp but terminated with 16mm baby stud. The collar on the top of baby pin keeps it safe for pan adjustment of luminaires while the knob of clamp is loosened. The safety wire is also built with the clamp to ensure this essential safety aid is always on hand.



**C-26 Titan Clamp**

w/ 16mm Baby Pin For Tube 60mm W 1.2kg W 100kg

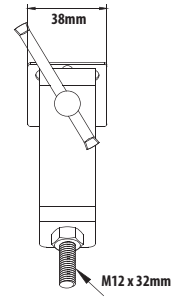
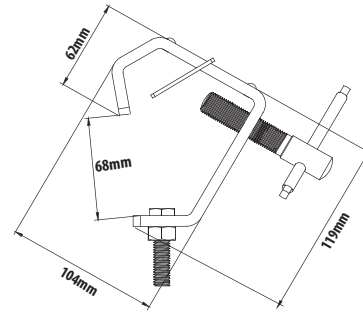
Equipped with a 16mm baby spigot for most of TV/Studio luminaires, this clamp fits the tube with diameter up to 60mm. Short-handle tommy bar prevents the handle from getting stuck with luminaire while in operation. Made of iron casting. Sturdy and durable. Safety cable is supplied as standard part.



**C-06T Titan Iron Casting Clamp**

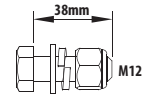
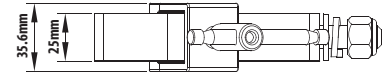
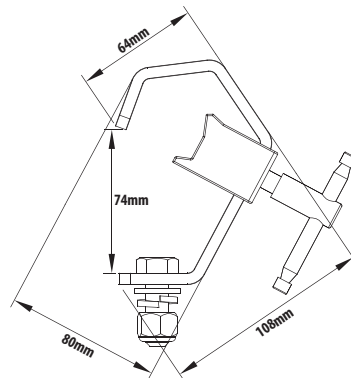
W 1.25kg W 100kg

Designed for luminaires to fasten to the tube or pipe of outside diameter 1-1/2" to 2-1/2" (38mm-65mm). This iron casting clamp is durable to hold the payload up to 220lbs (100kgs). Coming with 3-1/2" steel long shaft and 1/2"-13 bolt & washer. Main body has a bonding position for safety wire to anchor.



**C-12 / C-12B Heavy Duty Steel Clamp** W 0.90g Working Load Limit 40kg Bolt M12 x 32mm


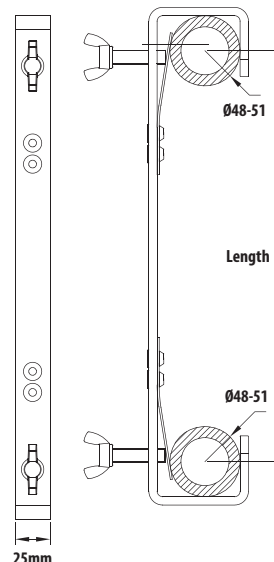
C-12 is made of 8mm x 38mm rolled steel with protective tab. A Tommy bar is included to provide a better leverage to tighten the pipe. It is ideal for hanging big lighting fixture like moving head and scanner. Fits tube size Dia. 40-60mm. It is supplied with a welded M12 yoke bolt and nut. Standard finish in galvanized.



**C-13T-P / C-13T-B Steel Clamp** W 0.40g Working Load Limit 40kg Bolt M12 x 38mm

This clamp is made of 6mm(T) x 25mm(W) rolled steel. The aluminum gravity die-cast block is equipped for protection the tube from the damage from bolt, as well as provides positive rigging to fit 48-51mm tubes. Tommy bar is included for an easier and better tighten-up. M12 bolt and nut comes as standard. Galvanized finish, and other color or spec to be specified.

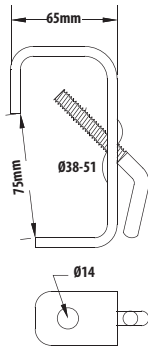
C-07 steel double hook clamp family is made of the same material as C-02 hook clamp but with double ended parallel hook to accept 48-51mm tube. It is suitable for connecting and suspending a lighting bar and ladder truss beneath an existing rigs and setups. Galvanized is standard finish, black is available to specify.



**C-07B / C-07BB Double Hook Clamp**  
Length: 132mm / Weight: 0.52kg / Safe working load: 40kg

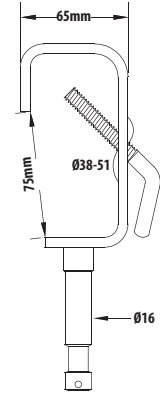
**C-07C / C-07CB Double Hook Clamp**  
Length: 297mm / Weight: 0.69kg / Safe working load: 40kg

**C-07D / C-07DB Double Hook Clamp**  
Length: 597mm / Weight: 1.05kg / Safe working load: 40kg



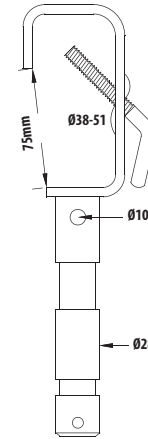
**KCP-702**  
Stage Clamp w/ 14mm Hole

W 0.39kg ↓ 50kg



**KCP-703**  
Stage Clamp w/ 16mm Stud

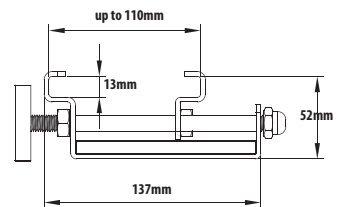
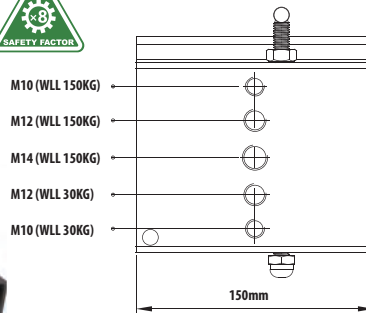

W 0.52kg ↓ 50kg



**KCP-704**  
Stage Clamp w/ 28mm Stud

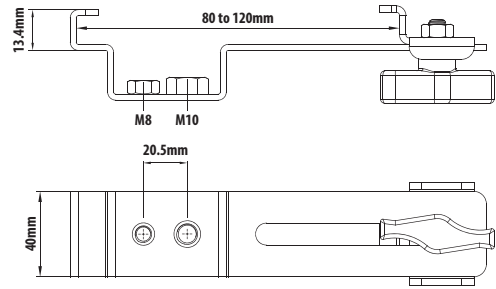

W 1.03kg ↓ 50kg

Fabricated with rugged steel, tent clamp is designed for rigging the equipment with ease to a tent or canopy structure. Adjustable to fit a wide range of span from 50 to 110mm. With 1 x M14, 2 x M12, 2 x M10 threaded fixing hole on the bottom plate for greater utility. Max. WLL 150kg on central M14 fixing hole. Finish available with silver painting or black painting. TUV certified.



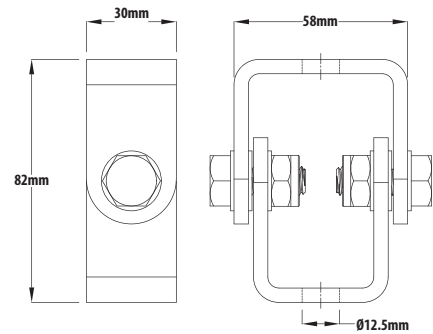
**C-14SP / C-14BP** Tent Clamp

W 1.3kg ↓ 150kg / for central M14 fixing hole



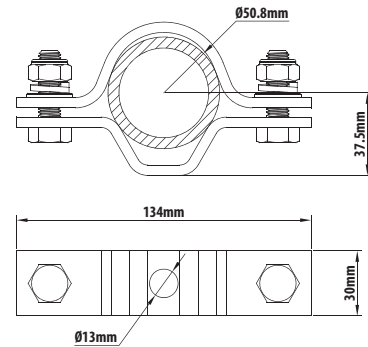
**C-15 / C-15B** Light Duty Tent Clamp **W** 0.32kg **↓** 25kg

Made of rugged steel with opening adjustable from 80mm to 120mm. M8 and M10 thread holes available for fixing the luminaire or other equipment. Solid knob for tool-free operation. Finish in metallic galvanized or black powder coating.



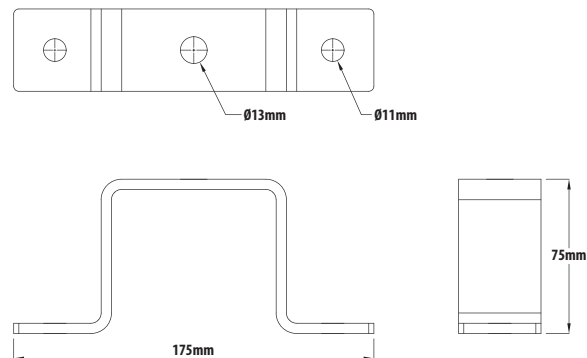
**C-17** Pivot Bracket **↓** 100kg

Made of zinc-plated steel, pivot bracket comes with two dia. 12.5mm fixing holes for connecting other hardware. It is very useful when it comes to flying tube or pipe from suspension point in different angle.



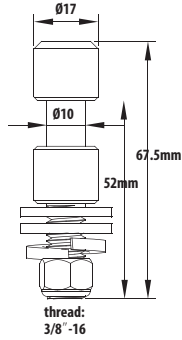
**C-18 / C-18B** Tube Suspension Clamp **↓** 200kg

Tube suspension clamp is designed for 2" (50.80mm) tube. The central hole is dia. 13mm for accommodating threaded stubbing or bolts, and the shape is just perfect to hold the bolt or nut. Ideal for suspend pipes or tubes, or adding a luminaire from flying bar.



**C-19** Ceiling Saddle Bracket **↓** 160kg

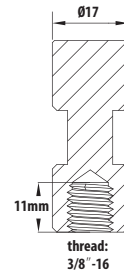
Ceiling saddle bracket is made of zinc-plated steel, feasible to use with threaded studding for fittings attachment. Come with 10mm mounting holes, and the central accepts M12 bolts or threaded rod. Stand-off height 75mm.



**KS-013**

Ø17mm spigot (DABO) with washer & lock nut for C-05 & C-01 family.

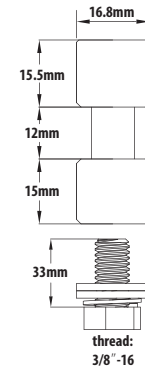
W 80g



**KS-013FS**

Ø17mm spigot (DABO), female threaded.

W 65g



**KS-013F**

Ø17mm spigot (DABO), female threaded with 3/8\"-16 bolt & washer.

W 75g



**KS-113**

Ø17mm spigot, female threaded with 3/8\" to 1/4\" stainless steel adapter (26mm width).

W 80g



**KS-123**

3/8\" to 1/4\" double male threaded adapter, stainless steel with 26mm width.



**KS-202B**

Double End TVMP Spigot w/ 17mm Receiver

This is the most versatile adapter ever. External diameter (28mm spigot) fits a junior receiver, while internal diameters (16mm and 17mm at each end) suits baby pin. Additional threaded hole for relocating the set screws while they are not used. Made of lightweight yet sturdy aluminum alloy with black anodized finish. Legend is clearly laser engraved for identification.



**KS-CB09**

Mini Ball Head w/ 17MM Spigot (DABO)

It features a mini ball head terminated with a 17mm spigot (DABO) which designed primarily for 17mm receiver (Japanese type).

Made of malleable iron casting with hot dip galvanized finish, Kupo pipe clamps are enhanced further with surface zinc plating in addition to the initial finish, providing excellent performance against environmental corrosion. It is constructed for a wide variety of tubular applications and structures. Stainless hex screw help to firmly lock the pipe into the clamp. Versatile and rigid. Suitable for Schedule 40 nominal pipe 1-1/2"(48.3mm).

Subject to the iron cast manufacturing, dimension might slightly differ in each production. The dimensions given are nominal value for reference only

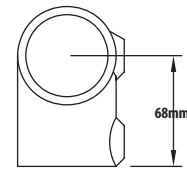


**YOUTUBE**  
KUPO MALLEABLE  
IRON CASTING PIPE CLAMPS  
(FULL FOOTAGE)

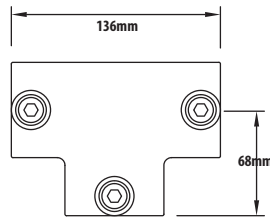


**YOUTUBE**  
KUPO MALLEABLE  
IRON CASTING PIPE CLAMPS  
(PRODUCT CODE)

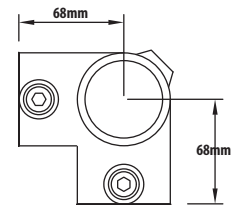
- Made with the material in accordance with ASTM A197.
- Surface treatment in accordance with ASTM A153.
- Stainless steel hex screw.
- No welding required.
- Quick installation.
- Enhanced surface treatment for better corrosion protection.
- Suitable for pipe with outside diameter 48.30mm.
- Black finish or other color is available upon request.



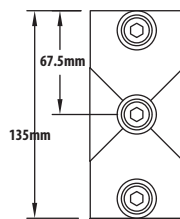
**KPC-101** Short Tee, Silver  
**KPC-101B** Short Tee, Black



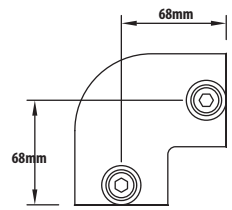
**KPC-104** Long Tee, Silver  
**KPC-104B** Long Tee, Black



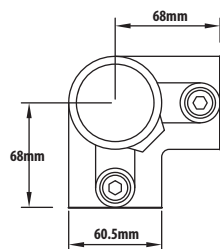
**KPC-116** Corner, Silver  
**KPC-116B** Corner, Black



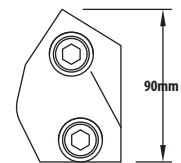
**KPC-119** Two Socket Cross, Silver  
**KPC-119B** Two Socket Cross, Black



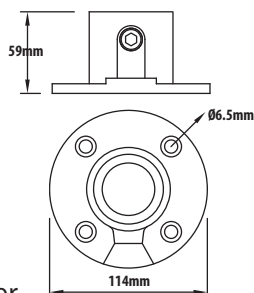
**KPC-125** 90 Degree Elbow, Silver  
**KPC-125B** 90 Degree Elbow, Black



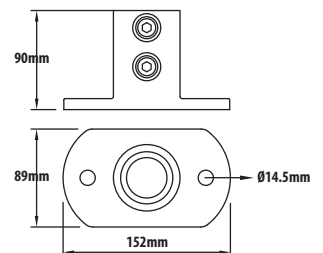
**KPC-128** 3 Way 90 Degree, Silver  
**KPC-128B** 3 Way 90 Degree, Black



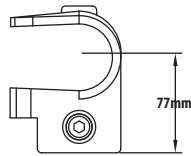
**KPC-129** Adjustable Short Tee, Silver  
**KPC-129B** Adjustable Short Tee, Black



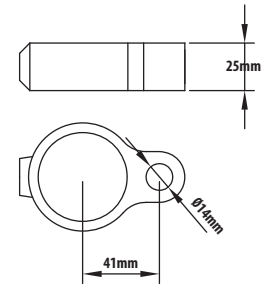
**KPC-131** Base Flange, Silver  
**KPC-131B** Base Flange, Black



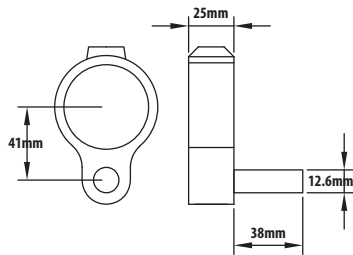
**KPC-132** Railing Base Flange, Silver  
**KPC-132B** Railing Base Flange, Black



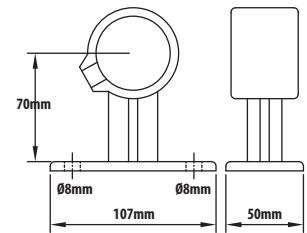
**KPC-135** Clamp-on Tee, Silver  
**KPC-135B** Clamp-on Tee, Black



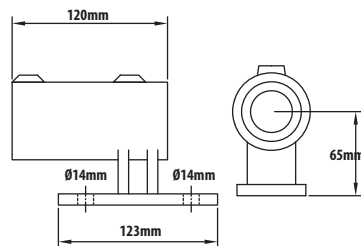
**KPC-138** Gate Eye, Silver  
**KPC-138B** Gate Eye, Black



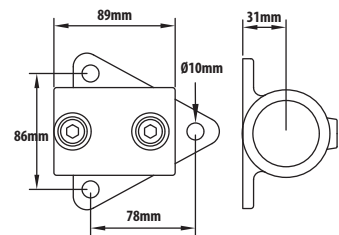
**KPC-140** Gate Hinge, Silver  
**KPC-140B** Gate Hinge, Black



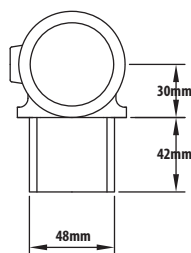
**KPC-143** Handrail Bracket, Silver  
**KPC-143B** Handrail Bracket, Black



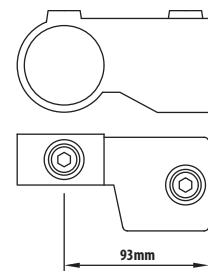
**KPC-144** Railing Side, Silver  
**KPC-144B** Railing Side, Black



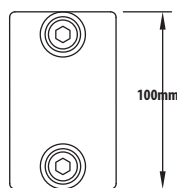
**KPC-146** Side Palm Fixing, Silver  
**KPC-146B** Side Palm Fixing, Black



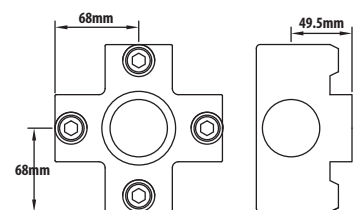
**KPC-147** Internal Swivel Tee, Silver  
**KPC-147B** Internal Swivel Tee, Black



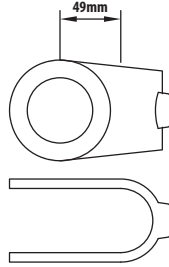
**KPC-148** Short Tee Swivel, Silver  
**KPC-148B** Short Tee Swivel, Black



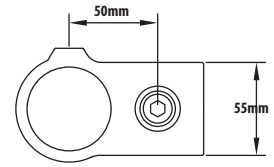
**KPC-149** Sleeve Joint, Silver  
**KPC-149B** Sleeve Joint, Black



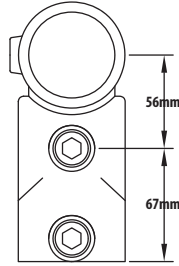
**KPC-158** 4 Way Cross, Silver  
**KPC-158B** 4 Way Cross, Black



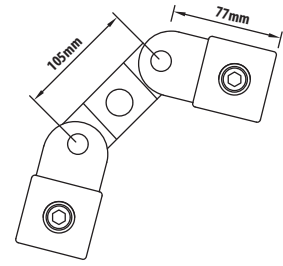
**KPC-160** Clamp-on Crossover, Silver  
**KPC-160B** Clamp-on Crossover, Black



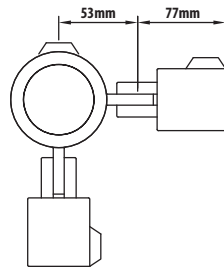
**KPC-161** 90 Degree Crossover, Silver  
**KPC-161B** 90 Degree Crossover, Black



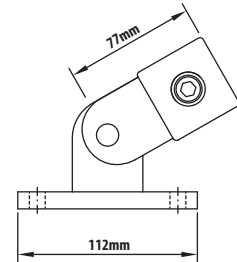
**KPC-165** Combination Socket Tee & Crossover, Silver  
**KPC-165B** Combination Socket Tee & Crossover, Black



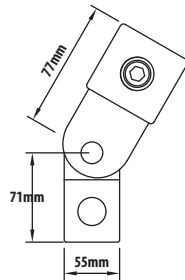
**KPC-167** Double Swivel Combination, Silver  
**KPC-167B** Double Swivel Combination, Black



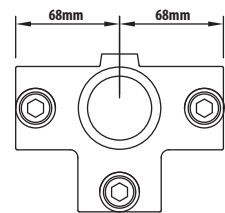
**KPC-168** 90 Degree Corner Swivel, Silver  
**KPC-168B** 90 Degree Corner Swivel, Black



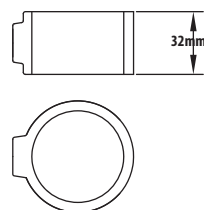
**KPC-169** Swivel Base, Silver  
**KPC-169B** Swivel Base, Black



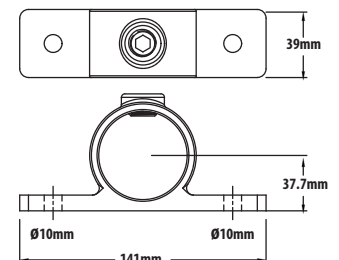
**KPC-173** Single Swivel Combination, Silver  
**KPC-173B** Single Swivel Combination, Black



**KPC-176** Side Outlet Tee, Silver  
**KPC-176B** Side Outlet Tee, Black




**KPC-179** Locking Collar, Silver  
**KPC-179B** Locking Collar, Black



**KPC-198** Double Side Fixing Bracket, Silver  
**KPC-198B** Double Side Fixing Bracket, Black



Made of A535 aluminum alloy, the aluminum slip-on clamps are lightweight and feature high strength and are corrosion resistant. Polished finish keeps the surface bright and attractive, and the aluminum-magnesium alloy makes the clamps extremely durable, tough, lighter than the iron clamp, and require little long-term maintenance. Flexible, versatile and rigid. Designed for well-known Schedule 40 pipe. Suitable for a wide variety of tubular applications and structures such as film industry, amusement park, playground, recreational venue, contemporary store and restaurant, industrial guardrails, display and much more.

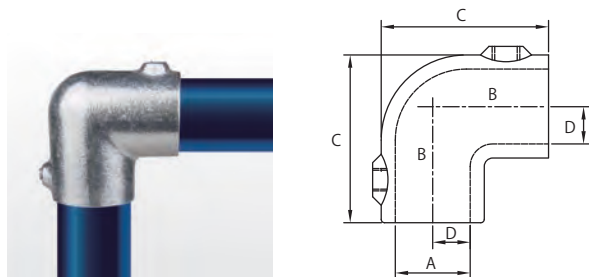


**Feature**

- Lightweight and corrosion resistance, ideal for outdoor or harsh environment.
- Quick and easy installation with a standard hex key, no special tools required
- No welding; no specialist labor required.
- Fitting with 3/8" galvanized steel recessed grub screw with reverse knurled cup point.
- Tapered-dome design for holding the set screws over their entire length.
- Suitable for Schedule 40 nominal pipe 1-1/4" and 1-1/2"

Subject to aluminum casting manufacturing, dimension might slightly differ in each production. The dimensions given are nominal value for reference only

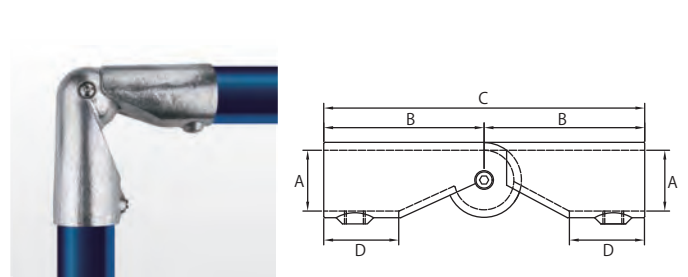
**90 DEGREE**



**KPC-A1203** | For tube O.D. 48.30mm (1.90")  
**KPC-A1403** | For tube O.D. 42.40mm (1.66")

A [mm]	B [mm]	C [mm]	D [mm]
50.2	59	94	25
44	51	83	22

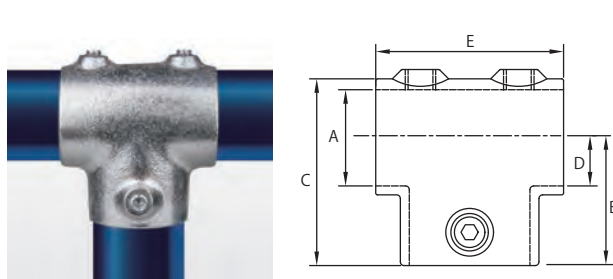
**ADJUSTABLE ELBOW**



**KPC-A1203AE** | For tube O.D. 48.30mm (1.90")  
**KPC-A1403AE** | For tube O.D. 42.40mm (1.66")

A [mm]	B [mm]	C [mm]	D [mm]	Minimum corner
50.2	114	228	41	42 degree
44	97	194	41	

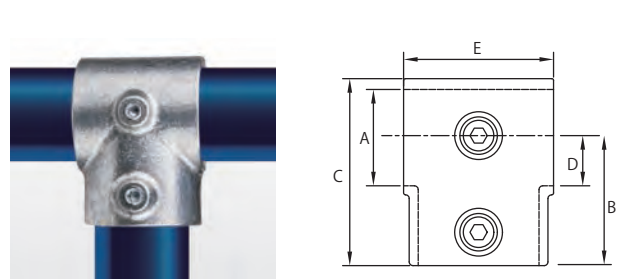
**LONG TEE**



**KPC-A1205** | For tube O.D. 48.30mm (1.90")  
**KPC-A1405** | For tube O.D. 42.40mm (1.66")

A [mm]	B [mm]	C [mm]	D [mm]	E [mm]
50.2	59	94	25	86
44	51	83	22	70

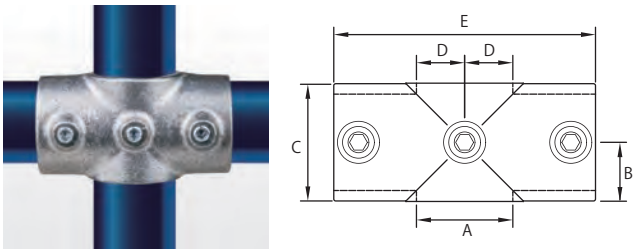
**SHORT TEE**



**KPC-A1205E** | For tube O.D. 48.30mm (1.90")  
**KPC-A1405E** | For tube O.D. 42.40mm (1.66")

A [mm]	B [mm]	C [mm]	D [mm]	E [mm]
50.2	57	87.5	25	64
44	51	78	22	57

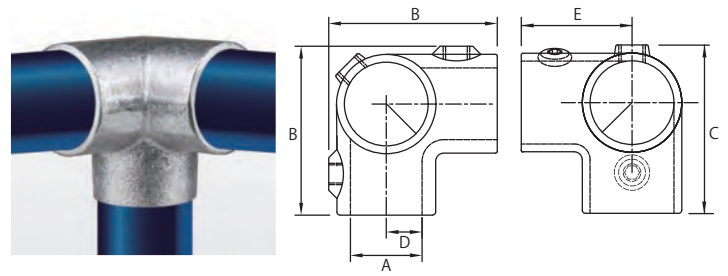
**TWO SOCKET CROSS**



**KPC-A1207E** | For tube O.D. 48.30mm (1.90")  
**KPC-A1407E** | For tube O.D. 42.40mm (1.66")

A [mm]	B [mm]	C [mm]	D [mm]	E [mm]
50.2	30.5	61	25	113
44	26.5	53	22	102

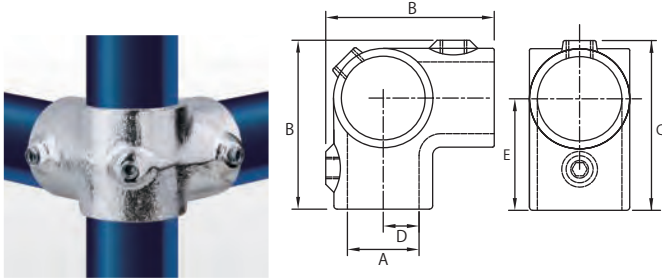
**3 WAY 90 DEGREE**



**KPC-A1209** | For tube O.D. 48.30mm (1.90")  
**KPC-A1409** | For tube O.D. 42.40mm (1.66")

A [mm]	B [mm]	C [mm]	D [mm]	E [mm]
50.2	94	94	25	59
44	83	83	22	52

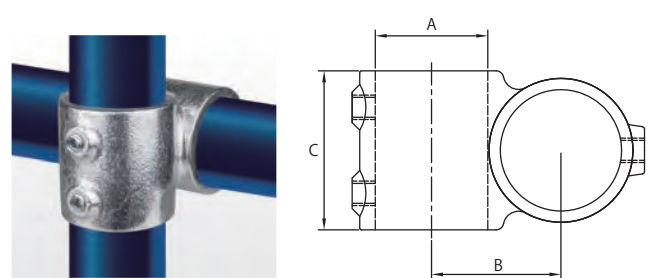
**CORNER**



**KPC-A1211E** | For tube O.D. 48.30mm (1.90")  
**KPC-A1411E** | For tube O.D. 42.40mm (1.66")

A [mm]	B [mm]	C [mm]	D [mm]	E [mm]
50.2	94	94	25	59
44	83	83	22	52

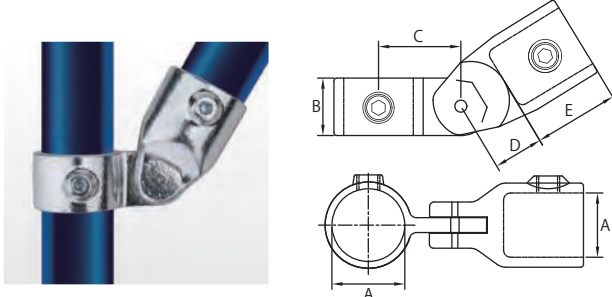
**90 DEGREE CROSSOVER**



**KPC-A1212** | For tube O.D. 48.30mm (1.90")  
**KPC-A1412** | For tube O.D. 42.40mm (1.66")

A [mm]	B [mm]	C [mm]
50.2	52	63.5
44	45	56.5

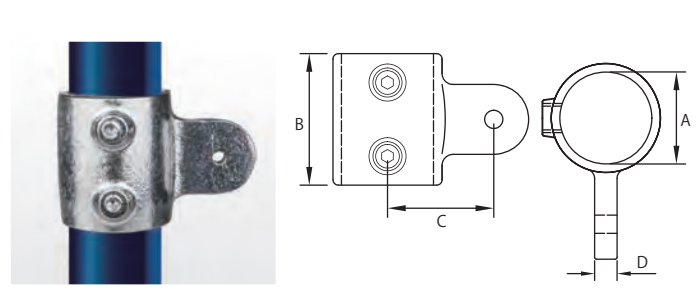
**ADJUSTABLE ELBOW OR TEE**



**KPC-A1217E** | For tube O.D. 48.30mm (1.90")  
**KPC-A1417E** | For tube O.D. 42.40mm (1.66")

A [mm]	B [mm]	C [mm]	D [mm]	E [mm]
50.2	38	57	28.5	44
44	38.5	52	29	42

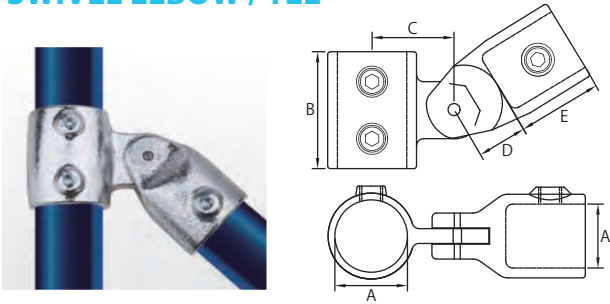
**MALE TAB OF SWIVEL**



**KPC-A1217M** | For tube O.D. 48.30mm (1.90")  
**KPC-A1417M** | For tube O.D. 42.40mm (1.66")

A [mm]	B [mm]	C [mm]	D [mm]
50.2	70	55	12
44	60	52	11

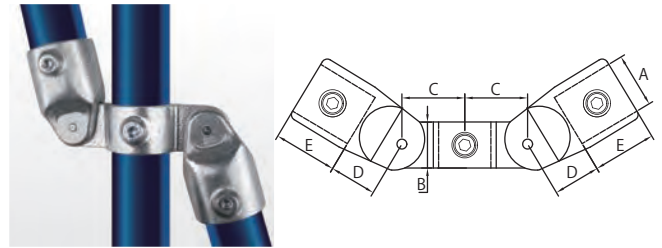
SWIVEL ELBOW / TEE



**KPC-A1217ADJ** | For tube O.D. 48.30mm (1.90")  
**KPC-A1417ADJ** | For tube O.D. 42.40mm (1.66")

A [mm]	B [mm]	C [mm]	D [mm]	E [mm]
50.2	70	57	28.5	44
44	60	52	29	42

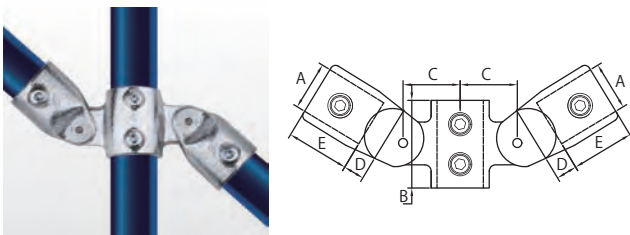
DOUBLE SWIVEL COMBINATION



**KPC-A1219E** | For tube O.D. 48.30mm (1.90")

A [mm]	B [mm]	C [mm]	D [mm]	E [mm]
50.2	39	57	28.5	44

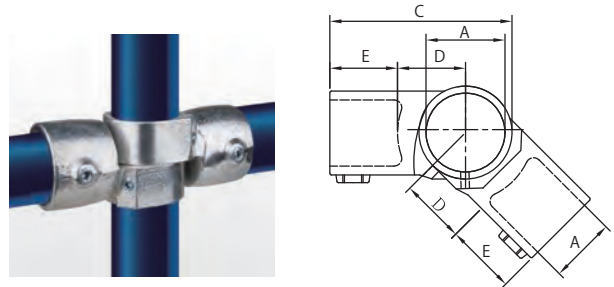
DOUBLE SWIVEL COMBINATION



**KPC-A1419E** | For tube O.D. 42.40mm (1.66")

A [mm]	B [mm]	C [mm]	D [mm]	E [mm]
44	70	49	29	42

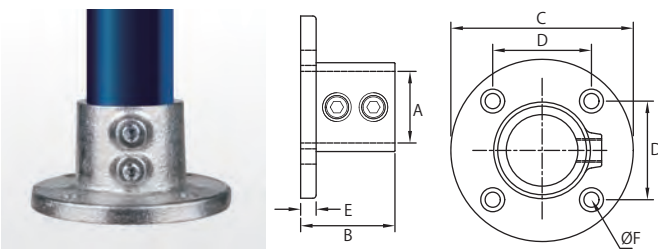
SHORT TEE SWIVEL



**KPC-A1230C** | For tube O.D. 48.30mm (1.90")  
**KPC-A1430C** | For tube O.D. 42.40mm (1.66")

A [mm]	B [mm]	C [mm]	D [mm]	E [mm]
50.2	62	111	38	42
44	54	100	35	36

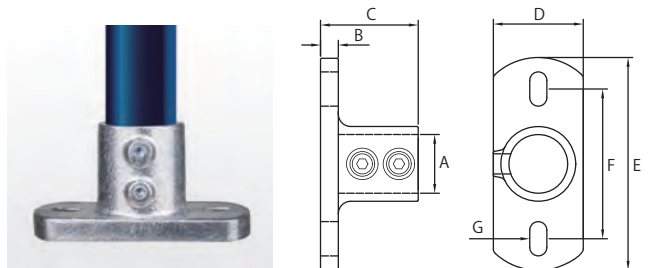
ROUND BASE FLANGE



**KPC-A1242** | For tube O.D. 48.30mm (1.90")  
**KPC-A1442** | For tube O.D. 42.40mm (1.66")

A [mm]	B [mm]	C [mm]	D [mm]	E [mm]	F [mm]
50.2	58	114	64	10	11
44	57	114	64	10	11

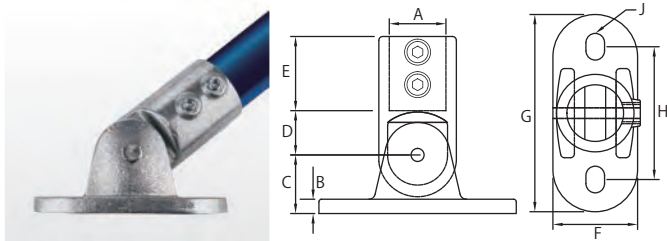
RAILING BASE FLANGE



**KPC-A1246** | For tube O.D. 48.30mm (1.90")  
**KPC-A1446** | For tube O.D. 42.40mm (1.66")

A [mm]	B [mm]	C [mm]	D [mm]	E [mm]	F [mm]	G [mm]
50.2	15	77	71	155	107.5	13.5 x 20.5
44	10	56	63.5	146.5	107.5	15 x 24

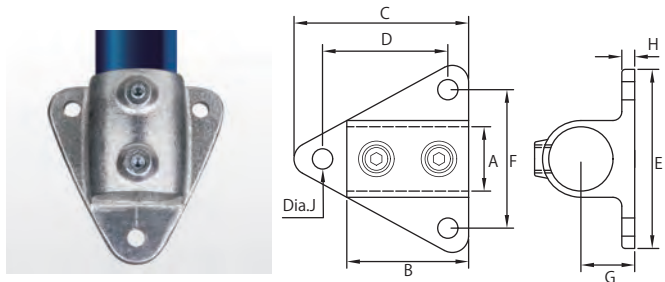
### ADJUSTABLE FLANGE



**KPC-A1246ADJ** | For tube O.D. 48.30mm (1.90")  
**KPC-A1446ADJ** | For tube O.D. 42.20mm (1.66")

A	B	C	D	E	F	G	H	J
[mm]	[mm]	[mm]	[mm]	[mm]	[mm]	[mm]	[mm]	[mm]
50.2	11	43	37	57	67	153	102	14 x 21
44	11	43	36.5	58	66	152	102	14 x 21

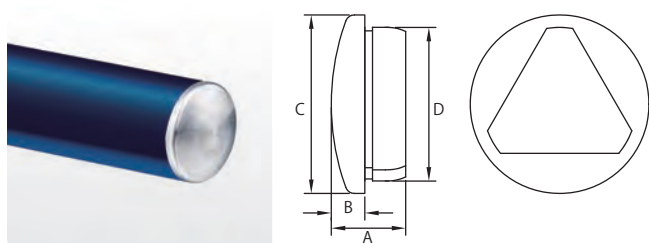
### SIDE PALM FIXING



**KPC-A1250** | For tube O.D. 48.30mm (1.90")  
**KPC-A1450** | For tube O.D. 42.20mm (1.66")

A	B	C	D	E	F	G	H	J
[mm]	[mm]	[mm]	[mm]	[mm]	[mm]	[mm]	[mm]	[mm]
50.2	74	114	83	114	83	35	8.5	11
44	62	99	67	108	76	33	8	11

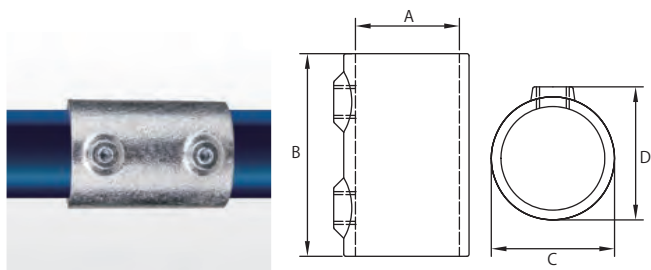
### PLUG



**KPC-A1262** | For tube O.D. 48.30mm (1.90")  
**KPC-A1462** | For tube O.D. 42.20mm (1.66")

A	B	C	D
[mm]	[mm]	[mm]	[mm]
20	9	48	41.3
19.3	8.3	42	35.3

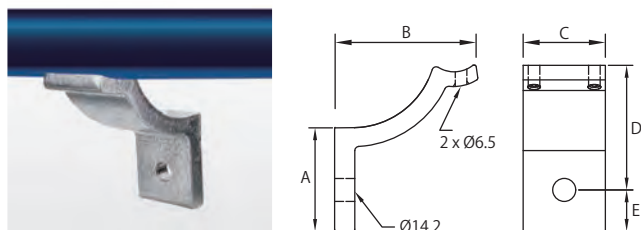
### SLEEVE JOINT



**KPC-A1270** | For tube O.D. 48.30mm (1.90")  
**KPC-A1470** | For tube O.D. 42.20mm (1.66")

A	B	C	D
[mm]	[mm]	[mm]	[mm]
50.2	89	61	66
44	88	53	58

### HANDRAIL BRACKET



**KPC-A1282A** | For tube O.D. 48.30mm (1.90")

A	B	C	D	E
[mm]	[mm]	[mm]	[mm]	[mm]
66	76	51	79	24

## PIPE CLAMP CASTER ADAPTER

Made by black coated steel, the pipe clamp caster adapter allows you to make your pipe clamp set movable with the casters. The caster adapter allows to fit to the pipe comes with 48.3mm in diameter. And features a M10 (or M12) female threaded on the bottom which allow you to easy attach on a caster comes with a M10 (or M12) male threaded.



**KPC-C10** (M10)  
**KPC-C12** (M12)



**KPC-C11** (Plate)

The same function as KPC-C10 and KPC-C12 but comes with 4 through holes on the square plate which allow you to easy attach on a Kupo caster set (KC-150) with 4 screws.

Constructed from two 1-1/2" Schedule 40 (48.3mm) black powder coated steel, this cross features a M12 female thread on one end allows you to connecting with a wheel and other three ends can accommodate 1-1/2" Schedule 40 (48.3mm) pipes with M10 screws that offers a solid support for a Camera Rickshaw Dolly. (Set of 2)

### KPC-C12D

Cross for 1-1/2" Schedule 40 (48.3mm) pipes

**W** 1.85kg



Made of thickness 6mm sturdy steel plate, boom base offers a flexible method to support a 48mm vertical tube for setting the lights. The U-cut shape makes the base stackable for the convenience of storage and transportation. Large slot in the base offers a handy grip for handling. Accommodating O.D. 48mm tube or pipe, long receiver comes with two knobs for fixing the tube firmly. Caster (optional) is applicable on the base through the M12 hole at four corners.



Suitable for O.D. 48mm tube ▶  
or pipe to fly luminaires.

### KBS-6060 BOOM BASE

Square plate: 600 x 600 mm  
Receiver: Dia. 50mm (for O.D. 48mm tube) and 305mm height  
Fixing holes: dia. 12mm  
Weight: 13.5 kg

We offers wide selection of aluminum tubes that are usually used in entertainment including O.D. 48/42/35mm tubes. Tubes are made of 6061 (thickness over 3mm) or 6063 (thickness under 3mm) high tensile strength aluminum alloy. Supplied in 3 meter or cut in lengths. Other size of tube is available upon request.



### KP-OD35-X

O.D. 35mm Aluminum Tube

Thickness: 1.5mm  
Material: 6063  
X Full length: 3M

### KP-OD42-X

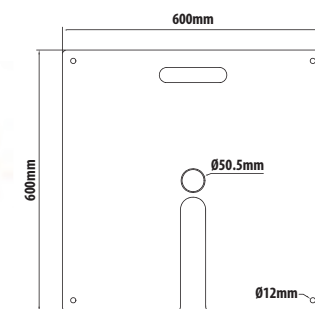
O.D. 42mm Aluminum Tube

Thickness: 3.5mm  
Material: 6061  
X Full length: 3M

### KP-OD48-X

O.D. 48mm Aluminum Tube

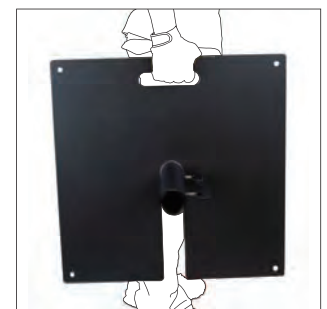
Thickness: 3.5mm, 5.0mm  
Material: 6061  
X Full length: 3M



#### Features:



Stackable design makes multiple units easy for storage or transportation.



A handy grip slot makes operation comfortable.

Kupo wind-up stands are constructed by chrome plated steel with geared column that enables a single operator to raise and lower heavy loads safely with just turn of a handle. Both risers extend simultaneously at one elevation of 4.4cm by per handle turn. The unique automatic self-locking mechanism is equipped to prevent the light stand from dropping unexpectedly making the operation safer.

**PATENTED**

THE SAFETY PIN WILL AUTO INSERT TO THE HOLEY TUBE WHEN WIND-UP.

## FEATURES OF WIND-UP STAND



### LOCK POSTION

The safety pin will auto insert to the holey tube when wind-up.



The stand top mounted by a steel bolt through the top tube that offers most sturdy and solid assembly.



### UNLOCK POSITION

The inside spring will bring the safety pin back.



The crank handle folds back for travel. It also can be placed in between tripod legs to prevent the risers from falling accidentally if the lock is unexpectedly disengaged.



The tension of brake shoe can be adjusted with Allen wrench.



Velcro is supplied for better cable management.



Top section tube can be adjusted by stepping on foot step.



By using the leveling leg the stand can be quickly leveled on uneven terrain.



Bright color warning sticker for safety operation.



Casters are optional for easily moving the stand. The stand foot is rugged zinc-casting. Dia.: 100mm with brake and M10 attachment. A set is for three (KC-100).



### 483-BP Base Plate

Optional accessory to be used where the stand has to be secured to the floor for safety reason.

Compatible with stand models: 481, 482, 483T and 470. (set of three)





**483T** 3 SCT Wind-Up Stand  
w/Auto Self-Locking Device, Silver

3 sections. Dia.: 55mm, 45mm, 38mm. Leg dia.: 30mm.  
2 risers extend simultaneously at one elevation of 4.4cm per handle turn.  
Safety cable ensures simultaneous retrieval of all sections. Chrome plated steel stand w/geared column. With 1 leveling leg.

<b>L</b>	<b>H</b>	<b>h</b>	<b>W</b>			<b>T</b>	
181cm 71.3"	380cm 149.7"	172.5cm 67.9"	22.8kg 50.2lbs	128cm 50.4"	30kg 66.1lbs	28mm receiver 16mm stud	KC-100 (Optional)



**KC-100** Caster for 483T Stand  
Dia.: 100mm w/brakes and  
M10 attachment  
(17.5mm length) Set for three



**483BT** 3 SCT Wind-Up Stand  
w/Auto Self-Locking Device, Black

3 sections. Dia.: 55mm, 45mm, 38mm. Leg dia.: 30mm.  
2 risers extend simultaneously at one elevation of 4.4cm per handle turn.  
Safety cable ensures simultaneous retrieval of all sections.  
Powder coated steel stand w/geared column. With 1 leveling leg.

<b>L</b>	<b>H</b>	<b>h</b>	<b>W</b>			<b>T</b>	
181cm 71.3"	380cm 149.7"	172.5cm 67.9"	22.8kg 50.2lbs	128cm 50.4"	30kg 66.1lbs	28mm receiver 16mm stud	KC-100 (Optional)



**KC-100** Caster for 483BT Stand  
Dia.: 100mm w/brakes and  
M10 attachment  
(17.5mm length) Set for three

### 484 Heavy Duty Wind-Up Stand w/ Braked Caster

3 sections., Dia.: 70mm, 60mm, 50mm  
 Leg dia.: 35mm  
 2 risers extend simultaneously at one elevation of 4.4cm per handle turn.  
 Top 2 sections: Chrome plated steel  
 Center tube & legs: Stainless steel  
 With 1 leveling leg  
 With Auto Self-Locking Device  
 With Braked Caster

196cm 77.2"	386cm 152"	179cm 70.5"	39kg 86lbs	180cm 70.9"	80kg 176.3lbs	UW KC-215A (Optional)



**PATENTED** THE SAFETY PIN WILL AUTO INSERT TO THE CENTER TUBE WHEN WIND-UP.

**FEATURES OF HEAVY DUTY WIND-UP STANDS:**



28mm socket with 3 side holes for wind bracing kit.



Auto Self-Locking Device stop unexpected drop-off, and make operation safer.



Solid and strong handle with slip-free design offer excellent operation.



Larger foot step with skidproof texture design.



**KC-215A Pneumatic Wheel With Adapter Plate**  
 Optional Pneumatic Wheel for 484 & 485  
 Dia.: 215mm (8") w/ Brakes 28.4lbs  
 Leg size: Dia. 35mm  
 Set of three



U-shaped struts are made of stainless steel for extra stability and safety.



KC-150 industry 6" braked caster with angle adjustable plate allows 484 to securely stand on the ground when the caster is removed.



**484**



**485**





**RS-RR3807**  
Rope Ratchet Tie Down

Ratchet rope is a locking tie-down designed for tethering the top of stand to ground or any firm position securely. The chrome-plated steel hook for strength and resistance to corrosion and zinc casting gear for greatest durability. The rope is braided by polyester which is 3/8" (9.5mm) in diameter and 23'(7M) in length. A thumb release for quick detachment. Max. load capacity 250lb (113.6kg)



**485 Heavy Duty Wind Up Low Base stand w/ Braked Caster**

3 sections., Dia.: 70mm, 60mm, 50mm  
 Leg dia.: 35mm  
 2 risers extend simultaneously at one elevation of 4.4cm per handle turn.  
 Top 2 sections: Chrome plated steel  
 Center tube & legs: Stainless steel  
 With 1 leveling leg  
 With Auto Self-Locking Device  
 With Braked Caster

<b>L</b>	<b>H</b>	<b>h</b>	<b>W</b>			<b>T</b>
156cm 61.4"	270cm 106"	140.5cm 55.31"	34kg 4.8 lb	130cm 51.20"	80kg 176.3lb	28mm receiver



### 482T 2 SCT Wind-Up Stand

1 riser, 2 sections.  
 Elevation: 2.2cm per handle turn  
 Dia.: 55mm, 45mm  
 Leg dia.: 30mm  
 With 1 leveling leg  
 Auto Self-Locking device  
 Chrome plated steel with geared column

160cm 63"	245cm 96.5"	145cm 57"	18.1kg 40lbs	128cm 50.4"	45kg 99.2lbs	28mm receiver	KC-100 (Optional)



**KC-100** Caster for 482T Stand  
 Dia.: 100mm w/brakes and  
 M10 attachment  
 (17.5mm length) Set for three

### 483SH Short 3 SCT Wind-up Stand

3 sections. Dia.: 55mm, 45mm, 38mm Leg dia.: 30mm  
 2 risers extend simultaneously at one elevation of 4.4cm per handle turn.  
 Safety cable ensures simultaneous retrieval of all sections.  
 Chrome plated steel stand w/ geared column.  
 With 1 leveling leg.

152cm 59.84"	262cm 103.14"	132cm 51.96"	18.8kg 41.36lbs	128cm 50.4"	30kg 66lbs	28mm receiver 16mm stud	KC-100 (Optional)



**KC-100** Caster for 483SH Stand  
 Dia.: 100mm w/brakes and  
 M10 attachment  
 (17.5mm length) Set for three



YOUTUBE  
 KUPO HEAVY DUTY  
 BABY STAND (145M)



### 481 2 SCT Wind-Up Followspot Stand

1 riser, 2 sections.  
 Elevation: 2.2cm per handle turn  
 Dia.: 55mm, 45mm  
 Leg dia.: 30mm  
 With 1 leveling leg  
 Auto Self-Locking device  
 Chrome plated steel with geared column

<b>L</b>	<b>H</b>	<b>h</b>	<b>W</b>			<b>T</b>	
110cm 43.3"	145cm 57.1"	91cm 35.8"	13.6kg 30lbs	110cm 43.3"	50kg 110.2lbs	28mm receiver	KC-100 (Optional)



**KC-100** Caster for 481 Stand  
 Dia.: 100mm w/brakes and  
 M10 attachment  
 (17.5mm length) Set for three



### 145M Heavy Duty Baby Stand

3 risers, 4 sections.  
 Dia.: 35mm, 30mm, 25mm, 20mm  
 Leg Dia.: 22mm  
 Chrome plated steel

<b>L</b>	<b>H</b>	<b>h</b>	<b>W</b>			<b>T</b>	
115cm 45.3"	400cm 157.5"	135cm 53.1"	6.5kg 14.3lbs	120cm 47.2"	13kg 28.7lbs	A	KC-080R (Optional)



**YOUTUBE**  
**KUPO MASTER COMBO**  
**HD STAND (226M)**

### 226MB Master Combo HD Stand, Black

2 risers, 3 sections.  
 Dia.: 40mm, 35mm, 30mm  
 Leg dia.: 22mm  
 with 1 leveling leg  
 Spring cushioned  
 Powder coated steel

132cm 52"	340cm 133.9"	112.5cm 48.2"	10kg 22lbs	138cm 54.3"	40kg 88.2lbs	28mm receiver 16mm stud	KC-080R (Optional)



**KC-080R** Caster for 226MB Stand  
 Dia. 80 mm w/ brake,  
 Set for three.



### 226M Master Combo HD Stand


2 risers, 3 sections.  
 Dia.: 40mm, 35mm, 30mm  
 Leg dia.: 22mm  
 with 1 leveling leg  
 Spring cushioned  
 Chrome plated steel

132cm 52"	340cm 133.9"	112.5cm 48.2"	10kg 22lbs	138cm 54.3"	40kg 88.2lbs	28mm receiver 16mm stud	KC-080R (Optional)



**KC-080R** Caster for 226M Stand  
 Dia. 80 mm w/ brake,  
 Set for three.

Features



Memory collar helps to resume the working height that made at previous set.



Stand top is M10 threaded with ball race bearing roller for superior smooth movement. Ergonomic knob provides comfort grip.



Each leg and center post is stabilized with two support struts. Leveling leg offers easy adjustment for using stand on uneven ground.



Zinc-cast stand foot is rugged, and able to accommodate optional caster with M10 thread.



**470 / 470B** Followspot Stand

1 Riser, 2 Sections  
 Dia.: 50mm, 40mm  
 Leg Dia.: 30mm  
 With 1 leveling leg  
 Chrome plated centre steel post, anodized aluminum leg (470)  
 Black power coated centre steel post, anodized aluminum leg (470B)  
 Memory collar included

<b>L</b>	<b>H</b>	<b>h</b>	<b>W</b>	<b>max</b>	<b>T</b>	<b>C</b>
109cm 43"	147cm 57.9"	92cm 36.2"	7.58kg 16.7lbs	110cm 43.3"	40kg 88.2lbs	28mm receiver KC-100 (Optional)



**KC-100** Caster for 470 Stand  
 Dia.: 100mm w/brakes and M10 attachment  
 (17.5mm length) Set for three



**471B** Followspot Stand

1 Riser, 2 Sections  
 Post Diameter: 50mm, 40mm (steel)  
 Leg Diameter: 30mm (aluminum)  
 With one leveling leg

Memory collar included  
 Ball race bearing stand top  
 Applicable with caster (optional)  
 Black power coated

<b>L</b>	<b>H</b>	<b>h</b>	<b>W</b>	<b>max</b>	<b>T</b>	<b>C</b>
116cm 45.6"	157cm 152"	92cm 36.2"	8kg 17.6lbs	110cm 43.3"	40kg 88.2lbs	M10 threaded KC-100 (Optional)




**473B Tall Stand Black**

2 risers, 3sections.  
 Dia.: 35mm, 30mm, 25mm,  
 Leg dia.: 22mm  
 With 1 leveling leg

Powder coated steel  
 Spring cushioned  
 Smaller footprint better for tighter space.  
 Light weight for easier transportation.

<b>L</b>	<b>H</b>	<b>h</b>	<b>W</b>			<b>T</b>
155cm 61"	380cm 149.6"	149.5cm 58.9"	11.5kg 25.35lbs	102cm 40.2"	25kg 55lbs	28mm receiver 16mm stud



**355 Universal Floor Stand (with 19mm Socket receiver)**

**356 Universal Floor Stand (with 16mm Socket receiver)**

Low profile, lightweight compact folding floor stand. Constructed of anodized aluminum legs and central column. With die-casting legs mount. Design for a 28 mm spigot, a 19 mm spigot with supplied adaptor. Optional adaptor for 16 mm is available.

<b>L</b>	<b>H</b>	<b>W</b>			<b>T</b>
35.1cm 12.4"	13cm 5.12"	1.07kg 2.35lbs	60cm 23.6"	10kg 22lbs	28mm receiver 16mm / 19mm stud



**KS-080** Followspot Stand Adapter

Ball Race M10 stud

**KS-082** Followspot Stand Adapter

Ball Race M12 stud.



**KS-040** Followspot Stand Adapter

28 mm Pin w/ M10 threa & Dia.12cm plate.

**KS-042** Followspot Stand Adapter

28 mm Pin w/ M12 thread & Dia.12cm plate.



**KS-235** Speaker Adapter

Connecting lighting stand and speaker easily and stably. Suitable for most speakers in the market and large lighting stand with 28mm receiver. Made of iron solid rod with chrome-plate finish, this adapter is durable and tough. Covert 28mm to 35mm spigot.



**KS-055** Junior Multi Header

Constructed by solid steel square tube with 100cm (40") length and anti-reflection black coating. Five junior receivers are well-welded for maximum five lighting fixtures. Attached with a junior stud (28mm) for universal stand top or any mounting accessories coming with junior socket. Max loading weight is 50kg but please note that when load on one side only, max loading weight would be 15kg.



**KS-056** 6X Lantern T-Bar

1420 mm(55.9") long solid steel square tube attached with solid steel 28mm spigot. Six butterfly nuts are equipped on the bar for maximum mounting six lighting fixtures. Max loading weight is 12kg but please note that when load on one side only, max loading weight would be 6kg.



YOUTUBE  
KUPO BABY TRIPLE  
HEADER (KS-066)



A threaded nub on the side of bar to hold the knob when using on a junior stand.

**KS-066** Baby Triple Header

Five baby studs with embossed neck welded on sturdy steel, offset for mounting five lights. The central adapter with unique design that can be mounted on the stand top of a baby stud (16mm) or fitting into a junior receiver (28mm).



Sandbag is an indispensable safety measure on any set to ensure that stands don't tip over and damage expensive equipment and cause injury, resulting in expensive downtime. Kupo sandbag features a saddlebag design that is ideally suited to drape over stand legs and boom arms. It ships empty so that you can fill it with your choice of weighty material translating to much lower shipping costs. Double velcro design also ensures no sands leaking out of the bags. There's a convenient handle with rubber cover on top for easy repositioning and an eyelet and spring lock equipped for attaching to boom hooks.



**YOUTUBE**  
**KUPO VELCRO REFILLABLE**  
**SANDBAGS (KSD-1680S,**  
**KSD-1680M & KSD-1680L)**



New handle with rubber cover for better grip.



Double Velcro ensures no sands leaking out of the bags.

**KSD-1680S Empty Saddle Sand bag**

Dimension: 30cm (12") X 22cm (8.5") X 5cm (2")  
 Construction: Reinforced double Ply Nylon

**W** 500g (17.6oz) **D** 6kg (13lbs)



Spring lock is equipped on the sand bag for easy mounting to the stand as a counterweight.



Two regular 600ml bottled water can be put into the side pouch of sand bag.

**KSD-1680M Empty Saddle Sand bag**

Dimension: 45cm (17.5") X 22cm (8.5") X 5cm (2")  
 Construction: Reinforced double Ply Nylon

**W** 600g (21.2oz) **D** 11kg (24.2lbs)



Butterfly lift handles.



**KSD-1680L Empty Saddle Sand Bag**

Feature a reinforced handle sewn into both sides of the bag using a box and cross pattern. Also a fly away handle equipped allows to drape over light stand leg. The loading weight on blue label for easy identification.

Dimension: 36cm (14.2") x 28cm (11") x 6cm (2.4")

**W** 450g (16.9oz) **D** 16kg (35lbs)



Butterfly lift handles.



**KSD-1680XL Empty Butterfly / Fly Away Sand Bag**

**W** 460g (16.23oz) **D** 22.7kg (50lbs)

The handle is sewn into the pocket edges, creating a wing motion when the bag is lifted allows to easily "release" the bag from your stands and booms. The loading weight on blue label for easy identification.  
 Dimension: 36cm (14.2") x 34cm (14") x 6cm (2.4")



The new solid construction shot bag with non-slip strap design allows to weight down light stands by just wrapping around the stand base. The premium shot bag also offers a variety of use included offset a boom arm, wrap around tripod or light stand bases, or hang midway on a stand handle to offset the weight of something. The 2mm steel balls are pre-filled and sealed up with the bag which makes it dense weight and never leak. The compact size design also makes the shot bag easy to carry, pack and does the job perfect.



**KSW-05 Wrap & Go Shot Bag**

Maximum Load Capacity: 2.28kg (5lbs)



**YOUTUBE**  
**KUPO WRAP & GO**  
**SHOT BAG**



Weight on the label for easy identification.



Non-slip strap keeps bag from slipping off.



On the lightweight aluminum stand.



On the Grip Arm.



**KSW-10 Wrap & Go Shot Bag**

Maximum Load Capacity: 4.55kg (10lbs)

Kupo Shot Bags are made of 1000 denier black cordex textured Nylon with a water resistant polyurethane coating on the inside. 2mm steel ball are encapsulated in poly inner bag and sealed up with the bag which makes it dense weight and never leak. Two wings design allows to drape perfectly over light stand legs.



**KSF-15 Shot Bag** **W** 6.5kg (15 lbs)

**KSF-25 Shot Bag** **W** 11.3kg (25 lbs)



KSF-25



Loading weight is on the blue label for easy identification.



Two wings allow to drape over light stand legs.



**KSF-30 Shot Bag** **W** 13.6kg (30 lbs)

Made of 1,000D Cordua Nylon with plastic internal liner, Kupo 30 lb shot bag features 2mm steel balls encapsulated in the poly inner bag and securely keep those steel balls in the shot bag with the double Velcro design. The rubberized handle is also equipped for easy repositioning. The eyelet and spring lock attached to the bag for easy mounting on the book hook.



**W** 600g (21.2oz) **D** 35kg (77lbs)



Ladder-lock buckle and straps help bag firmly attach on light stand or boom arm.



Dual haul handles with unifying wrap for carrying ease.



Triple Velcro ensure no sand leaks out of bags.



**KSD-77 Empty Saddle Sandbag-Heavy Duty (77lbs)**

This empty 77lbs saddle bag-design Sandbag is filled with sand by the purchaser and primary used to as a counterweight on a boom arm to balance a light fixture's weight. It can also stabilize a stand by draping it over the legs and preventing the top-heavy light stand from falling over. The bag is made from 1,000D black Cordex textured nylon, and the underside has a polyurethane coating which makes it water resistant and durable. Four integrated ladder-lock buckles allow you to tighten up the straps to keep the sandbag securely attached. Dimension: 39cm(15.5") x 46cm(18.2") x 12cm(4.8")

KUPO X-Bone is a perfect solution for the needs on the move, featuring lightweight, compact and durable. The foldable structure makes it easy to transport and unfold in minutes. Aluminum alloy makes it lightweight yet sturdy for frequent usage. Ideal for using as concert mobile stage, portable stage, catwalk or fashion runway with. Customized dimensions are available upon request.

## Features

1. Made of high intensity aluminum alloy (6061-T6); load capacity 500kg /square meter.
2. Quick and easy to build up and break down in around two minutes per set.
3. Stylish and slim profile; lightweight and compact; require less space to archive.
4. Various sizes make flexible applications viable.
5. Plywood platform is available with red or black carpet, or black waterproof anti-slip surface.



Dimensions available  
 ◀ in S/M/L three sizes;  
 height selections from  
 20cm to 100cm.



Foldable and compact for storage and transport.



Each corner pillar has connection design to get fastened with the platform.



Extremely space saving for the greatest mobility

Product	Description	Unfold Height / Remark	Weight (kg)
<b>SMALL</b>			
KXB-S20	X-Bone, 100cm(L) x 100cm(W)	20cm	2.5
KXB-S40	X-Bone, 100cm(L) x 100cm(W)	40cm	2.7
KXB-S60	X-Bone, 100cm(L) x 100cm(W)	60cm	3.1
KXB-S80	X-Bone, 100cm(L) x 100cm(W)	80cm	3.5
KXB-S100	X-Bone, 100cm(L) x 100cm(W)	100cm	4.0
KXB-SP1R (or SP1BK)	Plywood platform, 100cm(L) x 100cm(W)	Red Carpet / Black Carpet	13.0
KXB-SP2	Plywood platform, 100cm(L) x 100cm(W)	Black waterproof anti-slip surface	12.0
<b>MEDIUM</b>			
KXB-M20	X-Bone, 122cm(L) x 122cm(W)	20cm	2.7
KXB-M40	X-Bone, 122cm(L) x 122cm(W)	40cm	3.0
KXB-M60	X-Bone, 122cm(L) x 122cm(W)	60cm	3.8
KXB-M80	X-Bone, 122cm(L) x 122cm(W)	80cm	4.7
KXB-MP1R (or MP2BK)	Plywood platform, 122cm(L) x 122cm(W)	Red Carpet / Black Carpet	20.0
KXB-MP2	Plywood platform, 122cm(L) x 122cm(W)	Black waterproof anti-slip surface	17.5
<b>LARGE</b>			
KXB-L20	X-Bone, 200cm(L) x 100cm(W)	20cm	2.5
KXB-L40	X-Bone, 200cm(L) x 100cm(W)	40cm	2.7
KXB-L60	X-Bone, 200cm(L) x 100cm(W)	60cm	3.1
KXB-L80	X-Bone, 200cm(L) x 100cm(W)	80cm	3.5
KXB-L100	X-Bone, 200cm(L) x 100cm(W)	100cm	4.0
KXB-LP1R (or LP1BK)	Plywood platform, 200cm(L) x 100cm(W)	Red Carpet / Black Carpet	26.0
KXB-LP2	Plywood platform, 200cm(L) x 100cm(W)	Black waterproof anti-slip surface	25.0

Constructed of strong aluminum frame with 18mm thickness plywood platform, this folding stage is robust and gives the ultimate flexibility for building up a stage without too much effort. Ideal for any event with the need of portable or mobile stage. Customized dimensions are available upon request.

**Features**

1. Made of high tensile aluminum alloy (6061-T6); load capacity 750kg /square meter.
2. Foldable for the convenience of storage and transportation.
3. Height adjustable from 50cm to 100cm (subject to specification).
4. Plywood platform (18mm thickness) is applied with waterproof and anti-slip surface.


Product	Description	Unfold Height / Remark	Weight
KXB-F01	Folding stage, 200cm(L) x 100cm(W)	With 50cm/80cm adjustable legs	55kg
KXB-F02	Folding stage, 244cm(L) x 122cm(W)	With 60cm/80cm/100cm adjustable legs	66kg




Folding Stage



Multiple units can be put together for a larger stage.



Rectangular stage is designed to fold in half, turning to a square shape, for the greatest portability and storage.



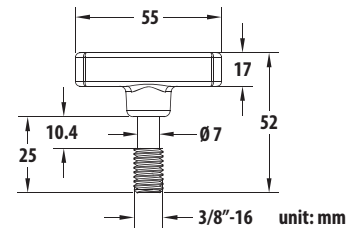
Each folding stage comes with 6 adjustable legs, making height adjustable from 50cm to 100cm (subject to model); the height is secured by bolt and nut.



**KS-170** Screw Knob Set

**W** 150g

One aluminum die-cast knob w/ stainless steel 3/8"-16 x 25mm bolt & nut and another knob w/ stainless steel 1/4"-20 x 18mm bolt & nut.

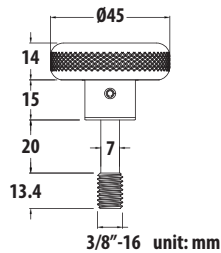


**KS-233**

**W** 75g

**Aluminum T Knob 3/8"-16 Male Thread\*25MM**

Machined knob featuring a 3/8-16" stainless steel male thread with a shoulder for use with dovetails.



**W** 75g

**KS-266** Aluminum Round Knob 3/8"-16 Male Thread

The machined knob features a stainless steel 3/8"-16 thread and 33.4mm length with a shoulder for use with camera plate or tie down.

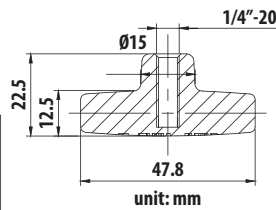


**W** 50g

**KS-220**

**Aluminum Round Knob w/ M6 Female Threaded**

Aluminum round knurled knob comes with M6 threaded hole and 4.5cm in diameter.



**W** 25g

**KS-209** 1/4"-20 Female Threaded T-Knob

1/4"-20 Female Threaded T-Knob is made by solid die-casting aluminum comes with 20mm hole depth and 47.8mm head length.



**W** 140g

**KS-125**

**Plastic Knob w/ Rubber Cover & M10 Female Threaded**

Super strong yet lightweight, this Lobe Knob will withstand arduous industrial use. Additional rubber cover mounted for extra grip and comfort. Dia. 76mm and with M10 female threaded.



**KS-171** 1/4"-20 Hex Socket Cap Screw Set

**W** 40g

1/4"-20 hex socket cap screw for lengths 10mm, 19mm & 38mm.



**W** 40g

**KS-187** Hex Socket Cap 3/8"-16 Screw

Steel hex socket cap 3/8"-16 screw with 30mm threaded length (Set of 2)



**KS-360** Universal Rubber Feet Pad w/ 3/8"-16\*13mm Thread (Set of 3)

The universal tripod spike feet are made of silicone rubber with 3/8"-16 X 13mm male threaded fit for Kupo 168B or any equipment comes with 3/8"-16 female threaded to prevent your equipment from damage in the studio or on location.



**KS-192** Eye Bolt w/ Aluminum Knob

**W** 180g

Chromed plated 1/2"-12 eye bolt with aluminum casting knob can be a replacement of the eye bolt with wing nut which is equipped on the coupler by means of removing the spring pin.



**KS-174** 3/8"-16 Screw Set **W** 120g  
3/8"-16 x 19mm steel hex socket button head cap screw (Set of 5).



**KS-175** 1/4"-20 Screw Set **W** 120g  
1/4"-20 x 19mm stainless steel Phillips pan head screw with nut (Set of 5).



**KS-176** Nylon Locking Nut for 3/8"-16 **W** 45g  
3/8"-16 hexagon nylon locking nut (Set of 5).



**KS-177** Nylon Locking Nut for 1/4"-20 **W** 25g  
1/4"-20 hexagon nylon locking nut (Set of 5).



**KS-114** 1/4"-20 Thread Screw w/ 1"(25.4mm) Long **W** 30g  
Adapter to convert 1/4"-20 female to 1/4"-20 male thread (Set of 5).



**KS-138** 3/8"-16 Thread Screw w/ 1"(25.4mm) Long **W** 80g  
Adapter to convert 3/8"-16 female to 3/8"-16 male thread (Set of 5).



**KS-173** 1/4"-20 Set Screws **W** 30g  
1/4"-20 x 15.8mm in length plain cup hex set screw (Set of 5).



**KS-172** 3/8"-16 & 1/4"-20 Screw Set **W** 105g  
A 3/8"-16x106.5mm fully threaded rod with two screw nuts & a 1/4"-20x100mm double end threaded rod with two screw nuts.



**KS-290** 1/4"-20 Stainless Steel Wing Nut **W** 12g  
Made by stainless steel, this 1/4"-20 nut features a wing on each side that helps to twist the nut by hand without any other tools. (Set of 5)

**KS-291** 3/8"-16 Stainless Steel Wing Nut **W** 7g  
Made by stainless steel, this 3/8"-16 nut features a wing on each side that helps to twist the nut by hand without any other tools. (Set of 5)



**KS-294**  
1/4"-20 Stainless Steel Hex Socket Screw 3/4"(L)(Set of 4) **W** 16g



**KS-295** **W** 2.5g  
M3\*18mm Stainless Steel Hex Socket Cap (Set of 5)



**KS-296** **W** 40g  
M6\*16mm Stainless Steel Hex Socket Cap (Set of 5)



**KS-297** **W** 60g  
M8\*18mm Stainless Steel Hex Socket Cap (Set of 5)



**KS-298**  
3/8"-16 Stainless Steel Hex Socket Cap Screw 50.8mm(L) (Set of 2)



**KS-178** **W** 60g  
3/8"-16 Stainless Steel Screw Set (3/4" L)  
The stainless hex flat head screw is 3/4" in length ideal for mounting any equipment comes with a 3/8"-16 threaded female. (Set of 5)



**KS-293** 3/8"-16 Stainless Steel Screw Set (1-1/4" L)  
The stainless hex flat head screw is 1-1/4" in length ideal for mounting any equipment comes with a 3/8"-16 threaded female. (Set of 5)



**KS-292** **W** 32g  
M4 Knurled Shoulder Steel Thumb Screw  
Knurled head type screws, ideal for VESA mount monitor, have a pattern of ridges that allow for easy gripping and tightening by hand. The threaded shaft is 12mm in length and total length including the shoulder and head is 19mm. (Set of 4)

Perfect screw and nut assortment kit to meet all your needs for 1/4"-20 and 3/8"-16 screws and nuts. The kit comes with total 13 items included 9 kinds of screws and 4 kinds of nuts. A transparent plastic case is also provided with a clear 1/4" or 3/8" label on each divided compartment for easy identification.



**KS-284K** Screw & Nut Assortment Kit **W** 1.9kg

**Package including:**

- 1) **KS-174** 3/8"-16 Steel Nut\* 10 pcs
- 2) **KS-175** 1/4"-20 Steel Nut\* 10 pcs
- 3) **KS-290** 1/4"-20 Stainless Steel Wing Nut\* 10 pcs
- 4) **KS-291** 3/8"-16 Stainless Steel Wing Nut\* 10 pcs
- 5) **KS-171** 1/4"-20 Hex Socket Cap Screw w/19mm long\* 10 pcs
- 6) **KS-171** 1/4"-20 Hex Socket Cap Screw w/38mm long\* 10 pcs
- 7) **KS-187** 3/8"-16 Hex Socket Screw 30mm long\* 10 pcs
- 8) **KS-298** 3/8"-16 Hex Socket Screw 2"(50.8mm) long\* 10 pcs
- 9) **KS-178** 3/8"-16 Stainless Steel Counter sunk Screw w/3/4"(19.05mm) long\* 10 pcs
- 10) **KS-293** 3/8"-16 Stainless Steel Counter sunk Screw w/1-1/4"(31.75mm) long\* 10 pcs
- 11) **KS-114** 1/4"-20 Set Screw w/ 1"(25.4mm) Long\* 10 pcs
- 12) **KS-138** 3/8"-16 Set Screw w/ 1"(25.4mm) Long\* 10 pcs
- 13) **KS-197** 1/4"-20 hex socket screw x 6.3mm\* 10 pcs

Box size: 23.5(L)X22(W)X4.5(H) cm



**KCP-384 LED Tube Light Clamp (38~42mm) Single**

**KCP-386 LED Tube Light Clamp (38~42mm) Dual**

Constructed from solid aluminum die-casting, the Kupo T-12 LED tube mounting clamp is designed for quickly mounting those major brands of T-12 LED lamp tube diameter from 38 to 42mm. Features rubber pads equipped inside that protects your LED tube from scratches. The strong steel spring on the jaws not only keep the LED tube firmly in place also allow different tubing accessible. A 1/4"-20 female threaded on the bottom and one 3/8"-16 female threaded each side of the clamp allows you to connect the clamp with any grip equipment comes with a 1/4"-20 or 3/8"-16 male threaded for example the eye ring, ceiling clips, articulating arms, magnetic plates and so on.



**KCP-388 Universal Single LED Tube Holder w/ Detachable Baby Pin**

**W** 370g

The Kupo Universal LED Tube Mount Holder features two build-in spring metal clamps with rubber pad inside allows you to firmly keep major brand of LED tube in place and protect it from scratches. Equipped with a detachable 5/8" (16mm) baby pin on the plate for converting this holder with other accessories or easy storage. A must have gear to hold your LED tube on the C-stand with grip head or any equipment comes with a 5/8" (16mm) baby receiver.

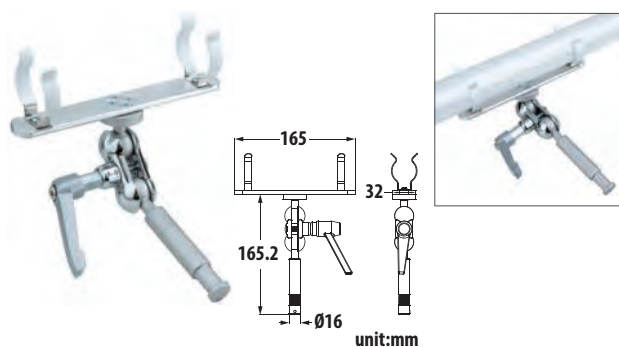
**More features**

- Fits for tube size from 38 to 42mm.
- The distance from clamp to clamp (center to center) is 47mm.
- The length of 5/8" (16mm) baby pin is 90mm.
- One 3/8"-16 female threaded hole in each end of the clamp.

**KCP-387 Universal Single LED Tube Holder With Magnet**

**W** 370g

The same function as KCP-388 Universal LED Tube Mount Holder but comes with a rubber coated magnet that allows you to attach on the steel surface with ease. The LED tube holder features two build-in spring metal clamps with rubber pad inside can firmly keep major brand of LED tube in place and protect it from scratches. The dia. 66mm coated rubber magnetic comes with 1/4"-20 male threaded is detached that can be in conjunction with any equipment with 1/4"-20 female threaded.



**KCP-413 Kino Single T12 Lamp Holder**

**W** 300g

Designed for holding a single Kino Flo T12 fluorescent lamp / tube with double spring steel clips. Swivel ball joint design with neck-embossed 5/8" Baby stud can neatly mount in a grip head, C-Stand, or gaffer grip for offering multiple positions. Metal adjustable lever handle designed for a specific handle position if desired.



**KCP-401 Rubberized T12 Flo Lamp Clip**

**W** 158g

Constructed from sturdy spring steel, these clips are primary designed to easy hold T12 lamps or Kino Flo Lamps. A mounting hole is drilled on the center of clip which allow to keep the clips stay firmly from the wall, ceiling or where you want to put them. Features the rubberized finish to protect the lamps and tube without a scratch. (Set of 24 pcs)



**YOUTUBE**  
**KUPO TWIST-LOCK MOUNTING PLATES FOR DUAL(KCP-402) & QUAD (KCP-404) T12 LAMPS**



Note: Plate only, off-set mounting plate with baby receiver (KCP-415) is not included.

**KCP-402**

**W** 0.48kg

**Twist-lock Mounting Plate For Dual T12 Lamps**

Lightweight & black anodized aluminum made, the twist-lock mounting plate equipped with two pair rubberized spring clips (KCP-401) allows it to mount 2 Kino flo Lamp or T12 lamp. The plate comes with 4 pairs dia.3/8" hole for fastening with cheese plate. The rest holes on each corner are for connecting and safeties. Size: 330 x 100mm.



**KS-205 Connecting Clamp Set**

**W** 80g

The connecting clamps set designed for connecting two T12 mounting plate with supplied M6 screws. It allows you to add 2 or 4 tube holder plate with ease and convenience. (Set of 2)



**YOUTUBE**  
**KUPO TWIST-LOCK MOUNTING PLATES FOR DUAL(KCP-402) & QUAD (KCP-404) T12 LAMPS**



Note: Plate only, off-set mounting plate with baby receiver (KCP-415) is not included.



**KCP-404**

**W** 0.94kg

**Twist-lock Mounting Plate For Quad T12 Lamps**

Lightweight & black anodized aluminum made, the twist-lock mounting plate equipped with four pair rubberized spring clips (KCP-401) allows it to mount 4 Kino flo Lamp or T12 lamp. The plate comes with 12 pairs dia.3/8" hole for fastening with cheese plate or mounting V lock set for battery. The rest holes on each corner are for connecting and safeties. Size: 330 x 202mm.



**YOUTUBE**  
**KUPO OFF-SET MOUNTING PLATE W/ BABY RECEIVER (KCP-415)**



Compatible with kino flo rear mounting plate.



**KCP-415**

**W** 975g

**Off-Set Mounting Plate w/ Baby Receiver (16mm)**

Mounting plate to attach Kino flo 2' and 4' fixtures to any industrial standard 16mm spigot. Features a steel ball head welded with the offset adapter for the maximum strength and offers excellent balance for the weight of fixture on the center of the stand.



**KS-231**

**Quick-released Adapter w/ Plate (14.7 x 16.2cm)**

**KS-232**

**Quick-released Adapter w/ Plate (18.5 x 21.5cm)**

This quick release adapter set includes an aluminum plate and a multifunction adapter that fits with any equipment that comes with 5/8" (16mm) baby stud, 1/4"-20 male threaded, 3/8"-16 male thread or Arca-swiss style ball head. Four supplied screws make aluminum plate mounting on the case with ease, plus twist-to-lock multifunction adapter allows it to be a great mounting solution for your case (or anything aluminum plated can be mounted on) on stand, tripod, Convi clamp, articulated arm.



Fiberglass step ladder features non-conductive channel for working safety. Resistant to electricity, and will not dent and rust. Fiberglass step ladder is ideal for professional use. Load capacity 135kg (300lbs) and meet ANSI 14.5 (2007) and EN131 standard.



8' Fiberglass Step Ladder (with ladder top tool tray)

6' Fiberglass Step Ladder (with ladder top tool tray)



Ladder top tool tray to secure tools from falling while keeping them right at hand.



Molded brace and slip-resistant foot pad combination at the bottom increases the protection against damage.

\* Attention: Please read the information of warning labels posted on the ladder for making the use of ladder properly.

**Features**

1. Red color for the greatest visibility and caution.
2. Fiberglass channel is non-conductive for working around electricity.
3. U-shape channel made of multi-layer fiberglass for maximum strength.
4. Wide step for comfortable standing or climbing.
5. Every rivet well backed up to protect channel.
6. Back-up aluminum plates reinforce all top connectors.


Item	Description	Height	Close Height	Steps	Style	Top Feature	Weight	Load Capacity
KFL-B4	4' Fiberglass Ladder	110cm	120cm	3	Single-sided	Tool Tray	6.4 kg	135 kg
KFL-T4	4' Fiberglass Ladder	110cm	120cm	3	Double-sided	Tool Tray	7.3 kg	135 kg
KFL-B6	6' Fiberglass Ladder	170cm	180cm	5	Single-sided	Tool Tray	8.9 kg	135 kg
KFL-T6	6' Fiberglass Ladder	170cm	180cm	5	Double-sided	Tool Tray	11.5 kg	135 kg
KFL-B8	8' Fiberglass Ladder	230cm	240cm	7	Single-sided	Tool Tray	12.0 kg	135 kg
KFL-T8	8' Fiberglass Ladder	230cm	240cm	7	Double-sided	Tool Tray	15.5 kg	135 kg
KFL-B10	10' Fiberglass Ladder	290cm	300cm	9	Single-sided	Tool Tray	14.9 kg	135 kg
KFL-T10	10' Fiberglass Ladder	290cm	300cm	9	Double-sided	Tool Tray	19.3 kg	135 kg
KFL-B12	12' Fiberglass Ladder	350cm	360cm	11	Single-sided	Tool Tray	18.3 kg	135 kg
KFL-T12	12' Fiberglass Ladder	350cm	360cm	11	Double-sided	Tool Tray	25.5 kg	135 kg
KFL-D20	20' Fiberglass Extension Ladder	1130cm	625cm	40	Extension	N/A	34.5 kg	135 kg



Ladder top tool tray to secure tools from falling while keeping them right at hand.



Slip-resistance aluminum step is secured with 6 rivets on fiberglass channel.



Extra heavy duty aluminum spreaders to secure the ladder in A shape.

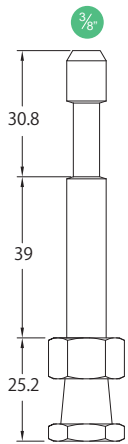


Molded brace and slip-resistant foot pad combination at the bottom increases the protection against damage.

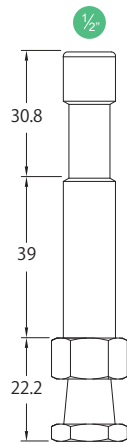
All measurements shown are millimeters unless otherwise indicated.

$\frac{1}{4}$  Indicates an external thread or stud diameter / Metric  $\bullet$  / Imperial  $\bullet$

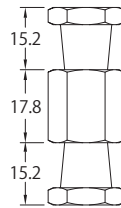
$\frac{1}{4}$  Indicates an internal thread or socket diameter / Metric  $\circ$  / Imperial  $\circ$



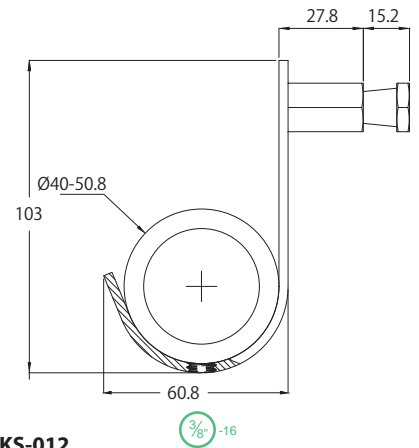
**KS-001**



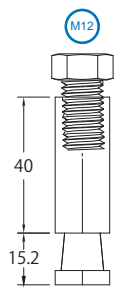
**KS-002**



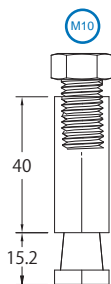
**KS-008**



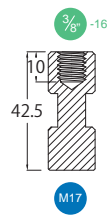
**KS-012**



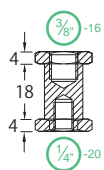
**KS-006**



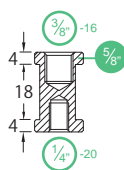
**KS-007**



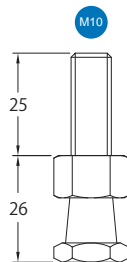
**KS-013FS**



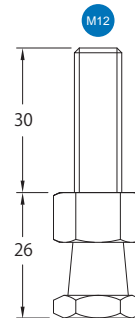
**KS-015**



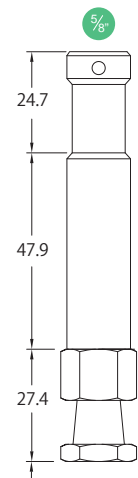
**KS-015R**



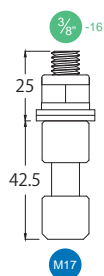
**KS-005**



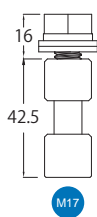
**KS-004**



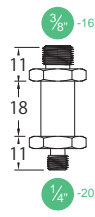
**KS-003**



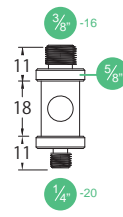
**KS-013**



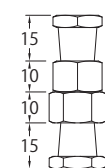
**KS-013F**



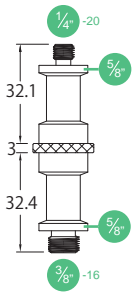
**KS-014**



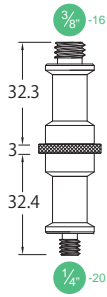
**KS-014R**



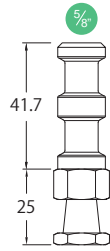
**KS-016**



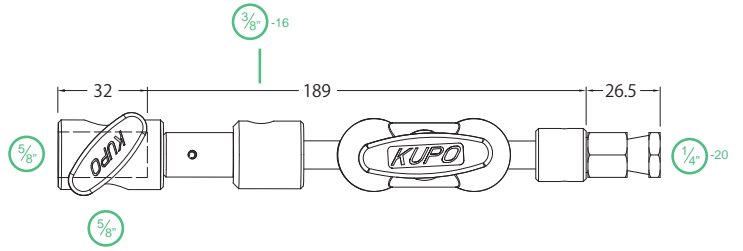
KS-017



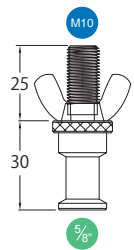
KS-017SB



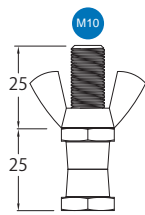
KS-020



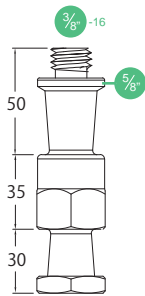
KS-019



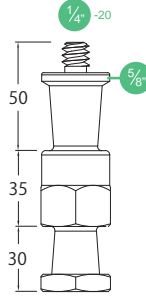
KS-018



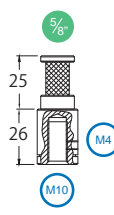
KS-018H



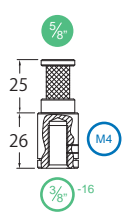
KS-025



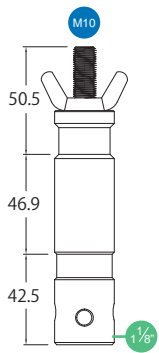
KS-026



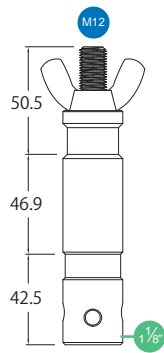
KS-027



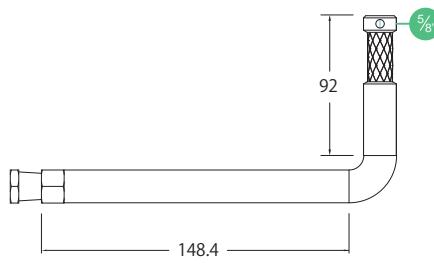
KS-037



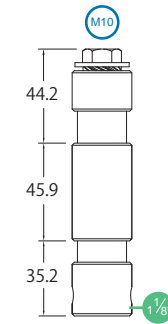
KS-030



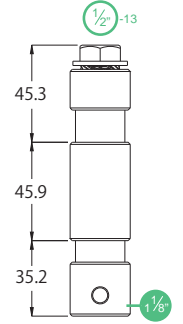
KS-032



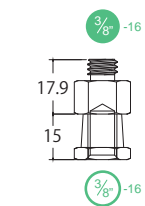
KS-031



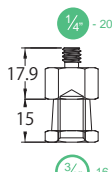
KS-034



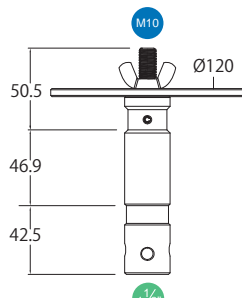
KS-034-T



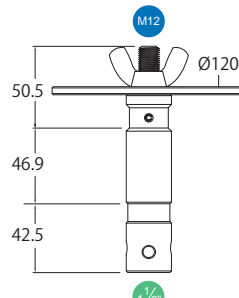
KS-038



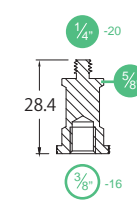
KS-130



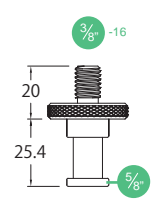
KS-040



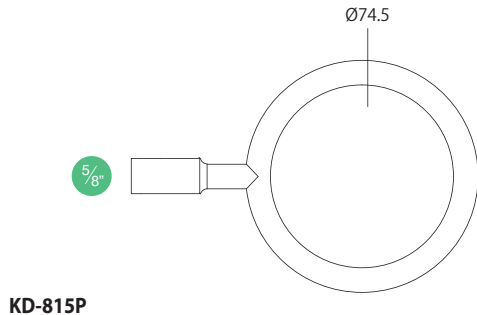
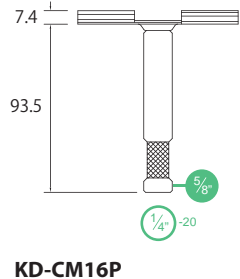
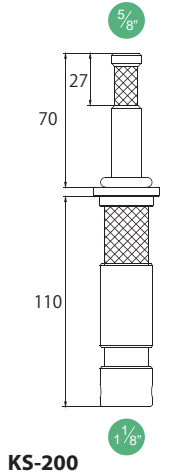

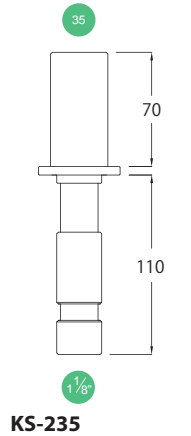
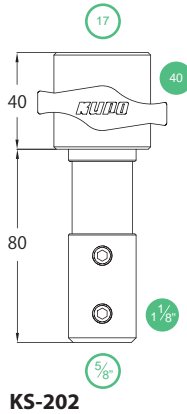
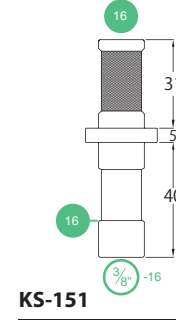
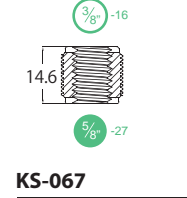
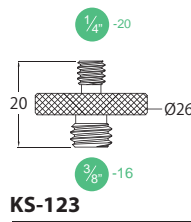
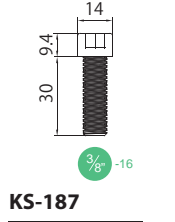
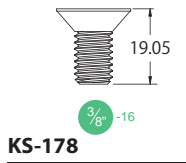
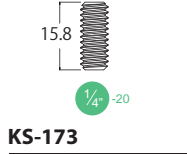
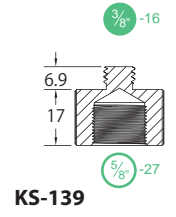
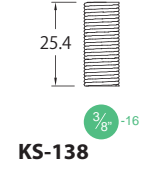
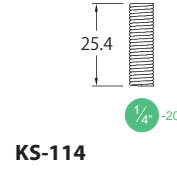
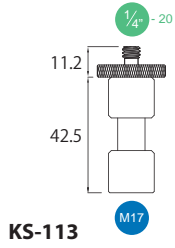
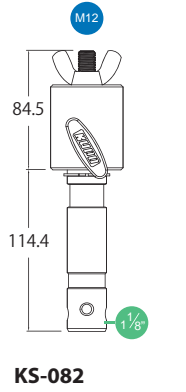
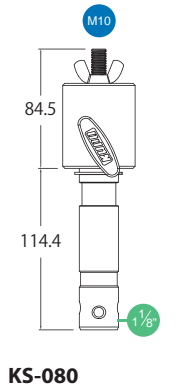
KS-042



KS-073



KS-075






[www.fortlamps.ru](http://www.fortlamps.ru) +7495 749 66 09 [info@fortlamps.ru](mailto:info@fortlamps.ru)

**KUPO CO., LTD (Headquarters)**  
**Tel : +886-2-2999-1906**  
**Fax: +886-2-2999-1955**  
**E-mail: [stage@kupo.com.tw](mailto:stage@kupo.com.tw)**


**6F, No 4, Lane 609, Sec.5, Chung Shin Rd., San Chung District,  
New Taipei City 24159, Taiwan**

**Kupo Shanghai (Branch office)**  
**Tel : +86-21-5677-9636**

**[www.stage.com.tw](http://www.stage.com.tw)**



Product catalog download



Product video channel

[ NOTE ] Whilst every effort has been made to ensure the accuracy of the information / material contained within this catalogue, Kupo does not accept any liability for errors or omissions. Specifications and technical data are provided for guidance purposes only. To improve products, we reserve the right to make any variation in design or construction to the equipment description without prior notice.

**[www.fortlamps.ru](http://www.fortlamps.ru)**